



# DOME 10 M2



# PRODUCT DESCRIPTION

UPGRADE YOUR SPACE TO THE NEXT LEVEL

Introducing: Dome.

Visitors have shown a strong interest in year-round glamping opportunities and with the push toward more work from home as the norm, there is a major opportunity for people to cater to this market - 12 months a year.

Dome is a new dome tent that's perfect for glamping, camping, or just lounging around in the backyard. It's made from high-quality materials and is weather-resistant so that you can enjoy it all year long.

The Dome is eye-catching and has a large design that can fit a king-sized bed for a dreamy night of sleeping under the moonlit stars. It also offers new marketing opportunities—domes sell themselves! They are different from traditional glamping cabins; they offer more stylish interior options, facilities, and cozy hospitality environments... Also, they're extremely 'Instagrammable' and 'Pinterest-worthy'! And who doesn't want to be able to host guests in style?



## SPECIFICATION

<b>People</b>	2-3 persons
<b>Timber</b>	Spruce
<b>Room</b>	1
<b>Inside area</b>	10.0 m <sup>2</sup>
<b>Diameter</b>	4000 mm
<b>Total height</b>	2710 mm
<b>Wall height</b>	620 mm
<b>External dimension</b>	3804 x 4000 mm
<b>Door size</b>	695 x 1800 mm

## STANDARD SET

Spruce wood walls and dome frame construction (triangle);

Weatherproof cover (PVC) with selected color of your choice: white or beige;

Panoramic transparent part cover (PVC);

Wooden door with a big window;

Ventilation;

Assembly instruction.

## DELIVERY

Dome can be delivered only not assembled, with detailed assembly instructions, drawings, and maintenance instructions.

# OPTIONS

## COVER COLOR (PVC)

- White and transparent;
- Beige and transparent.

Dome covers are made using high-quality PVC tent fabrics. Fabrics are certified and comply with European standards of quality.

## INSIDE FLOOR

- Without floor (*standard*);
- With floor (*as extra*). 18 mm thickness spruce wood floor panels.

## INSIDE ROOF PANELS

- **Laminated panels.** Laminated panels (white color) ready for mounting;
- **Laminated panels with insulation.** Laminated panels (white color) ready for mounting, insulation - rock wool.



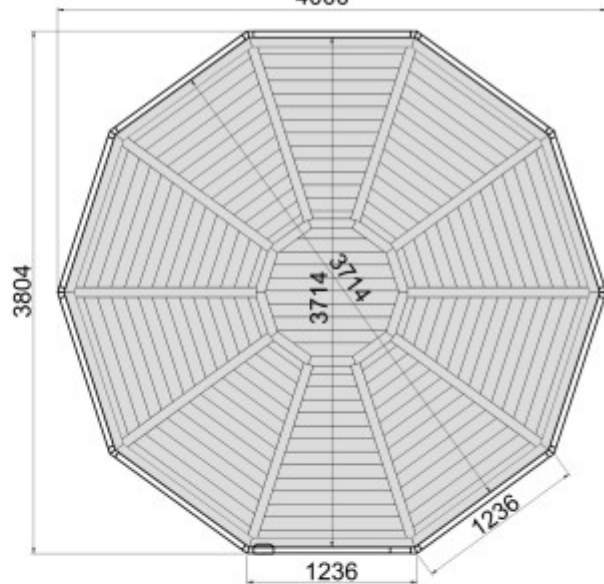
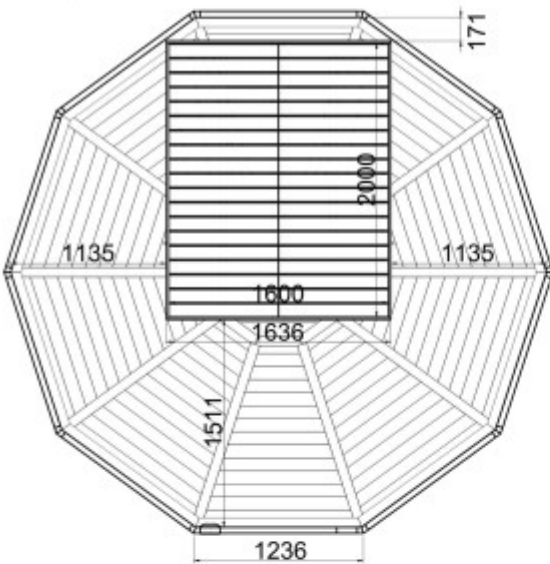
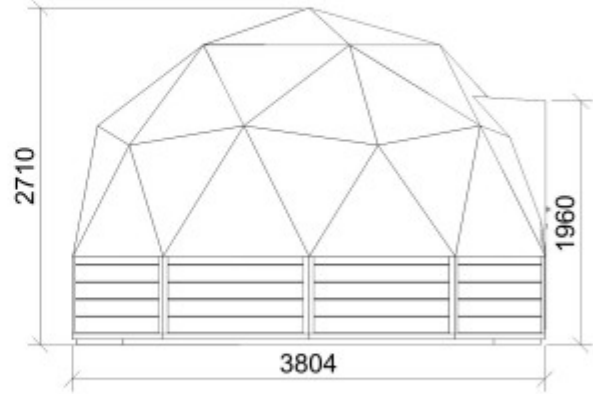
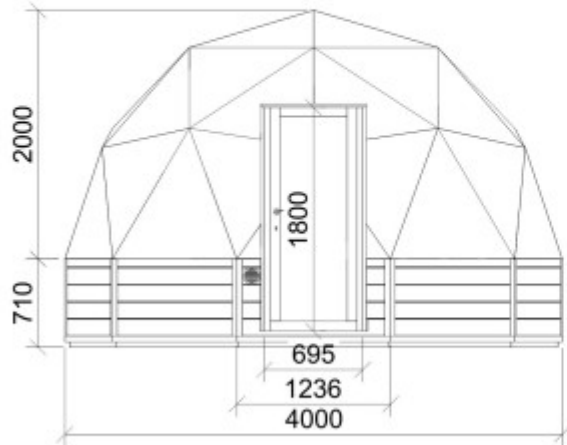
Laminated panels

## OPENING WINDOWS

PVC triangle (with mesh) windows help regulate adequate airflow in and out of your dome. They are durable, resistant to the elements, and keep the tiniest of tiny bugs out of your dome.

# DRAWINGS

## DOME 10 m<sup>2</sup> DRAWINGS




# PAINTING

## COLOR CARD


### EXTERIOR WOOD STAIN COLORS




Water-based, quick drying premium total protection for wood outside.  
Thin layer varnish – 3 in 1: impregnation, primer, and varnish!



PINE / LARCH RC260




TEAK RC545




CHESTNUT RC555



FIR GREEN RC960




MAHAGONY RC565



PALISANDER RC720




SILVER GREY RC970



NUT WOOD RC660



PINE RC270



RUSTIC OAK RC360




LIGHT OAK RC365




HEMLOCK RC120



WHITE RC990



EBONY RC790



SALT GREEN RC965


**PLEASE NOTE:** The colors shown in the catalogue and website may not 100% match the color you will receive.  
The color of the wood material affects the final color.

# PAINTING

## COLOR CARD

### EXTERIOR WOOD PAINT COLORS


Weather protection, water-based paints. High-performance and environmentally friendly.



WHITE / RAL 9016




ANTRACITE GREY / RAL 7016



LIGHT GREY / RAL 7035



DUSTY GREY / RAL 7037



OXIDE RED / RAL 3009



JET BLACK / RAL 9005




MOSS GREEN / RAL 6005



AZURE BLUE / RAL 5009



GREY BROWN / RAL 8019



BROWN RED / RAL 3011

**PLEASE NOTE:** The colors shown in the catalogue and website may not 100% match the color you will receive. The color of the wood material affects the final color.



# PAINTING

## **AUTOMATIC MACHINE SPRAY TECHNOLOGY**

### *Benefits*

One of the main and most obvious benefits of using a paint machine is the speed and flexibility at which we can suggest our painting service for all of our products. A spray paint machine can get the work done faster and more consistently than manually painting. While the machine works faster, it improves quality too – sprayers produce an even coat of paint, leaving a high-quality finish.

With our painting service from now, we can suggest our client's maximum flexibility! Not assembled products such as Grill cabins, Pavilions, Camping pods, and other products of any size you can order painted too!

## **PROFESSIONAL SPRAY**

The high-quality preservative finish is professionally spray applied in the factory to three sides of the wood. The product is treated in your choice of color (one color for all product).

## **STAIN | PAINT**

### *Which type of paint should I Use?*

Properly painting and impregnating is one of the most important things to consider when thinking about how to extend your product's lifetime.

Paint and natural wood finish instantly spruce up the aesthetics of your product.

The decision you will need to make is if you want to use a water-based wood stain or paint. Both will offer you UV protection. The wood stains will allow the texture of the wood to show through and many are now available in a vast range of colors, however, paints will give you an intensive color, but will cover the grain and texture of the wood.

# USAGE AND MAINTENANCE

## Things to note when using the product:

- Products that are used for staying overnight should be equipped with a smoke alarm and an extinguisher;
- The product owner is responsible for the security and should work out a rescue plan for the camping site;
- Remember that using heating appliances or temporary camping stoves isn't just a fire risk, but a risk of carbon monoxide poisoning as well.

**MAINTENANCE.** You should not forget that wood is a natural material, it changes more depending on weather conditions. Large and small cracks, color tone differences and changes, as well as a changing structure of wood are not errors, but a result of wood growing and a feature of wood as a natural material. Natural wood (not impregnated) becomes greyish after having been left untouched for a while and can be turned blue and become mouldy. You should immediately process them with wood impregnations to protect the wooden details of our produced products.

- Like any our product, our produced furniture's needs to be looked after and processed with a wood impregnation agent or painted if you want it to last for years. Regular cleaning of your furniture is necessary to prevent mould. General warm soapy water is enough if done regularly;
- If necessary, outside doors must be adjusted by the customer;
- If you do not use your Camping Product often we highly recommend to use the installation of our vent to stop condensation;
- If you find a sap pocket open during the life of your Product - you can allow it to dry naturally and then cut the sap off with a blade.



Misko 25, LT-85302 Venta, Lithuania  
info@vikingindustrier.com

---

[www.vikingindustrier.com](http://www.vikingindustrier.com)