



SHOWER

PRODUCT DESCRIPTION

Wooden shower, which we offer, looks great next to a Sauna or a Hot Tub, or even on it's own. It is made from spruce wood, which makes it more natural. A roof is covered with bitumen shingles of your selected color. Shower's height is 2.9 m, diameter - 1.2 m.



SPECIFICATION

People	1 persons
Timber	Spruce
Shape	Round
Room	1
Diameter	1200 mm
Total height	2900 mm
Wall height	2300 mm
Floor thickness	18 mm
Wall thickness	38 mm

STANDARD SET

Shower room, made from spruce wood;
Roof covered with bitumen shingles of your selected color;
Wooden doors.

DELIVERY

Assembling time	1 hours
Size of pallets (LxWxH)	1.3 x 1.3 x 2.5 m
Weight	150 kg

We deliver fully assembled showers, so no much additional work needs to be done.

OPTIONS


AVAILABLE ROOF COLOR



Black shingles



Green shingles




Red shingles

PAINTING


COLOR CARD

EXTERIOR WOOD STAIN COLORS

Water-based, quick drying premium total protection for wood outside.
Thin layer varnish – 3 in 1: impregnation, primer, and varnish!




PINE / LARCH RC260




TEAK RC545




CHESTNUT RC555



FIR GREEN RC960




MAHAGONY RC565



PALISANDER RC720




SILVER GREY RC970



NUT WOOD RC660



PINE RC270




RUSTIC OAK RC360




LIGHT OAK RC365




HEMLOCK RC120



WHITE RC990



EBONY RC790



SALT GREEN RC965


PLEASE NOTE: The colors shown in the catalogue and website may not 100% match the color you will receive.
The color of the wood material affects the final color.

PAINTING

COLOR CARD

EXTERIOR WOOD PAINT COLORS


Weather protection, water-based paints. High-performance and environmentally friendly.



WHITE / RAL 9016



ANTRACITE GREY / RAL 7016



LIGHT GREY / RAL 7035



DUSTY GREY / RAL 7037



OXIDE RED / RAL 3009



JET BLACK / RAL 9005



MOSS GREEN / RAL 6005



AZURE BLUE / RAL 5009



GREY BROWN / RAL 8019



BROWN RED / RAL 3011

PLEASE NOTE: The colors shown in the catalogue and website may not 100% match the color you will receive. The color of the wood material affects the final color.

PAINTING

AUTOMATIC MACHINE SPRAY TECHNOLOGY

Benefits

One of the main and most obvious benefits of using a paint machine is the speed and flexibility at which we can suggest our painting service for all of our products. A spray paint machine can get the work done faster and more consistently than manually painting. While the machine works faster, it improving quality too – sprayers produce an even coat of paint, leaving a high-quality finish.

With our painting service from now, we can suggest to our client's maximum flexibility! Not assembled products as Grill cabins, Pavilions, Camping pods, and other products of any size you can order painted too!

PROFESSIONAL SPRAY

The high-quality preservative finish is professionally spray applied in the factory to one side of the wood. The product is treated in your choice of color (one color for all product).

STAIN | PAINT

Which type of painting should i Use?

Properly painting and impregnating is one of the most important things to consider when thinking about how to extend your product lifetime.

Paint and natural wood finish instantly spruce up the aesthetics of your product.

The decision you will need to make is if you want to use a water-based wood stain or paint. Both will offer you UV protection. The wood stains will allow the texture of the

wood to show through and many are now available in a vast range of colors, however, paints will give you an intensive color, but will cover the grain and texture of the wood.

USAGE AND MAINTENANCE

Things to note when using the product:

- Products which are used for staying overnight should be equipped with a smoke alarm and a extinguisher;
- Product owner is responsible for the security and should work out a rescue plan for the camping site;
- Remember that using heating appliances or temporary camping stoves this isn't just a fire risk, but a risk of carbon monoxide poisoning as well.

MAINTENANCE. You should not forget that wood is a natural material, it changes move depending on weather conditions. Large and small cracks, color tone differences and changes, as well as a changing structure of wood are not errors, but a result of wood growing and a feature of wood as a natural material. Natural wood (not impregnated) becomes grayish after having been left untouched for a while and can be turn blue and become moldy. You should immediately process them with wood impregnations to protect the wooden details of our produced products.

- Like any our product, our produced furniture's needs to be looked after and processed with a wood impregnation agent or painted if you want it to last for years. Regular cleaning of your furniture is necessary to prevent mold. General warm soapy water is enough if done regularly;
- If necessary, outside doors must be adjusted by the customer;
- If you do not use your Camping Product often we highly recommend to use the installation of our vent to stop condensation;
- If you find a sap pocket open during the life of your Product - you can allow it to dry naturally and then cut the sap off with a blade.



Misko 25, LT-85302 Venta, Lithuania
info@vikingindustrier.com