

CAMPING POD 2.4 X 4.8



PRODUCT DESCRIPTION

Our 2 rooms camping pod offering a level of quality and luxury, allow you to feel surrounded by nature whilst enjoying the style and quality. Try camping in a high-quality Camping Pod, it is the ideal choice for a camping place.

The pod has a small entrance and two rooms inside: a 2 m length sleeping room and a 2 m long sitting room.

Camping Pod is made from spruce or thermo wood. The thickness of the Camping Pod walls is 38 mm; the thickness of the solid wood flooring is 28 mm. Camping Pod is 2.4 m wide and 2.6 m high. A roof is covered with bitumen shingles of selected color: black, red or green.



SPECIFICATION

People	2-4 persons
Timber	Spruce / Thermowood
Shape	Pod
Room	2
Inside area	9.3 m ²
Total height	2580 mm
Floor thickness	28 mm
Roof thickness	38 mm
Wall thickness	38 mm
External dimension	2400 x 4800 mm
Door size	1020 x 1920 mm
Window size	678 x 714 mm
Terrace	600 x 2400 mm

STANDARD SET

Pod made from spruce or thermo wood;

With or without terrace;

Roof covered with bitumen shingles;

Double doors with a lock and the double glass windows;

One opening window in the back wall;

Two rooms inside: a sleeping room and a sitting room.

DELIVERY

Assembling time 10 hours

Weight 1880 kg

The Camping Pod is delivered to a customer fully **assembled** or **not assembled**, but fully complete, with detailed assembly instructions and drawings, and packed on a pallet (KIT). Two people can easily assemble camping pod in 10 hours.

- **Assembled (L x W x H):** 5 x 2.4 x 2.6 m;
- **KIT, packed on pallet (L x W x H):** 4.9 x 1.2 x 1.25 m;
- **Pallet size if packed together with furniture, KIT (L x W x H):** 4.9 x 1.2 x 1.50 m;
- **Weight:** 1880 kg.

~ We pack all accessories on the same pallet if it is possible. Otherwise all accessories will be packed on a separate pallet.

OPTIONS

AVAILABLE ROOF COLOR



Black shingles



Green shingles



Red shingles

LAYOUT OF CAMPING POD 2.4 X 4.8

- **Pod with terrace 0.6 m:** 1st room 1.98 m length and 2nd room is 2 m length (standard)
- **Pod without terrace:** 1st room 2.62 m length and 2nd room is 2 m length

AVAILABLE THICKNESS OF THE WALL

- 38 mm thick wallboards from spruce (standard)
- 58 mm thick wallboards from spruce



Available

.....

POD FULL GLASS BACK WALL

Glass thickness: 10 mm tempered glass (brown).



Pod full glass back wall



Pod full glass back wall

ACCESSORIES



Bench for Camping Pod



Double bed-sofa for Camping Pod



Single bed for Camping Pod



Table for Camping Pod

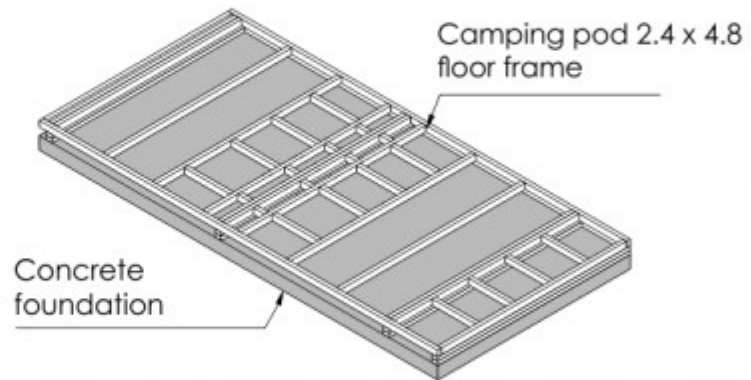
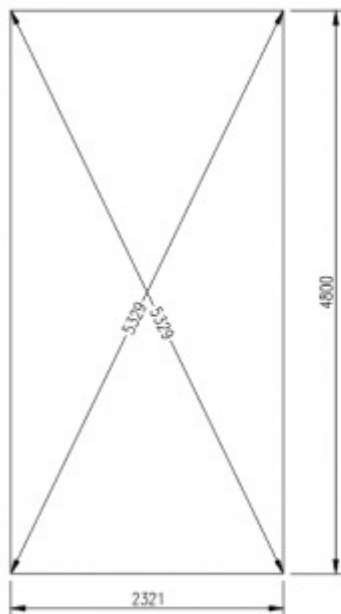


Pouf for Camping Pod



Drawer under the bed

FOUNDATION



It is very important to have a proper foundation for your camping pod. Therefore we recommend making the foundation according to the sketches here. First of all, foundation must be prepared according to the landscape and ground conditions. Consult a qualified builder or an engineer to prepare a proper foundation, which fits your location. Make sure to complete the site preparation and the foundation before unpacking and assembling the camping pod.

PAINTING

COLOR CARD


EXTERIOR WOOD STAIN COLORS




Water-based, quick drying premium total protection for wood outside.
Thin layer varnish – 3 in 1: impregnation, primer, and varnish!



PINE / LARCH RC260




TEAK RC545




CHESTNUT RC555



FIR GREEN RC960




MAHAGONY RC565



PALISANDER RC720




SILVER GREY RC970



NUT WOOD RC660



PINE RC270



RUSTIC OAK RC360




LIGHT OAK RC365



HEMLOCK RC120



WHITE RC990



EBONY RC790



SALT GREEN RC965


PLEASE NOTE: The colors shown in the catalogue and website may not 100% match the color you will receive.
The color of the wood material affects the final color.

PAINTING

COLOR CARD

EXTERIOR WOOD PAINT COLORS


Weather protection, water-based paints. High-performance and environmentally friendly.



WHITE / RAL 9016




ANTRACITE GREY / RAL 7016



LIGHT GREY / RAL 7035



DUSTY GREY / RAL 7037



OXIDE RED / RAL 3009




JET BLACK / RAL 9005



MOSS GREEN / RAL 6005



AZURE BLUE / RAL 5009



GREY BROWN / RAL 8019



BROWN RED / RAL 3011

PLEASE NOTE: The colors shown in the catalogue and website may not 100% match the color you will receive. The color of the wood material affects the final color.

PAINTING

AUTOMATIC MACHINE SPRAY TECHNOLOGY

Benefits

One of the main and most obvious benefits of using a paint machine is the speed and flexibility at which we can suggest our painting service for all of our products. A spray paint machine can get the work done faster and more consistently than manually painting. While the machine works faster, it improving quality too – sprayers produce an even coat of paint, leaving a high-quality finish.

With our painting service from now, we can suggest to our client's maximum flexibility! Not assembled products as Grill cabins, Pavilions, Camping pods, and other products of any size you can order painted too!

PROFESSIONAL SPRAY

The high-quality preservative finish is professionally spray applied in the factory to one side of the wood. The product is treated in your choice of color. You can choose two colors for one product: one for almost all product details and another for finishing details.

STAIN | PAINT

Which type of painting should i Use?

Properly painting and impregnating is one of the most important things to consider when thinking about how to extend your product lifetime.

Paint and natural wood finish instantly spruce up the aesthetics of your product.

The decision you will need to make is if you want to use a water-based wood stain or paint. Both will offer you UV protection. The wood stains will allow the texture of the wood to show through and many are now available in a vast range of colors, however, paints will give you an intensive color, but will cover the grain and texture of the wood.

USAGE AND MAINTENANCE

Things to note when using the product:

- Products which are used for staying overnight should be equipped with a smoke alarm and a extinguisher;
- Product owner is responsible for the security and should work out a rescue plan for the camping site;
- Remember that using heating appliances or temporary camping stoves this isn't just a fire risk, but a risk of carbon monoxide poisoning as well.

MAINTENANCE. You should not forget that wood is a natural material, it changes move depending on weather conditions. Large and small cracks, color tone differences and changes, as well as a changing structure of wood are not errors, but a result of wood growing and a feature of wood as a natural material. Natural wood (not impregnated) becomes grayish after having been left untouched for a while and can be turn blue and become moldy. You should immediately process them with wood impregnations to protect the wooden details of our produced products.

- Like any our product, our produced furniture's needs to be looked after and processed with a wood impregnation agent or painted if you want it to last for years. Regular cleaning of your furniture is necessary to prevent mold. General warm soapy water is enough if done regularly;
- If necessary, outside doors must be adjusted by the customer;
- If you do not use your Camping Product often we highly recommend to use the installation of our vent to stop condensation;
- If you find a sap pocket open during the life of your Product - you can allow it to dry naturally and then cut the sap off with a blade.



Misko 25, LT-85302 Venta, Lithuania
info@vikingindustrier.com