

# CAMPING POD 3.2 X 5.9



# PRODUCT DESCRIPTION

**Glamping pod is a great way to enjoy the comfort of a real home feel in an outdoor setting.**

It's much more than a nice Camping Pod. The synthesis of glamor and camping, glamping is a way to truly enjoy your home comfort after a wildlife adventure day. Go walking, biking, kayaking, horse riding, fishing or your heart's desire in the most exotic and breathtaking places, and then return home to a cozy bed with a real mattress, all amenities, a beautiful space on the site and great layout.

An Insulated or NOT insulated Camping Pod 3.2 x 5.9 is probably best described as a wooden tent, simple enough in structure but able to be made into anything you want, whether you fancy transforming it into a luxury hotel, holiday house for the weekend or keeping it as a summerhouse in your land property.

Whatever the time of year, your camping pod will be suitable for living and will be properly toasty and cozy against the outside weather.


**Comfortable layout for your comfortable holidays or calm routine.**

This Glamping Pod is a luxury haven for up to 2-3 people. The layout is done so that you have an intimate and private space for the toilet and shower. Large living space is divided into spaces according to need. At the entrance, a cozy living area with a seating area. There will definitely fit a comfortable coffee table with puffs for you, and of course a single bed that can perfectly turn in to the bench. For your convenience there is an enclosed closet and shelves for your belongings, so your items will find their places and won't take extra space. There is also a place for a mini kitchen and a large double bed for your relaxation. The size of the wardrobe is 0.39 m<sup>2</sup>. The size of living space - 12.34 m<sup>2</sup> and the shower room takes up space - 3.04 m<sup>2</sup>


## Insulation

Insulated Camping Pod model (external dimensions\* L x W x H) 5.9 x 3.2 x 2.5 m for year-round use, warm in winter, cool in summer with low power demand. This pod has insulated floors, walls, and internal partitions.

*Wall insulation*



*Panel insulation*



*Floor insulation*



**Wall insulation:** 1 - Wall made from spruce (38 mm); 2 - Stone wool (50 mm); 3 - Wind insulating film (1 mm); 4 - OSB panel (8 mm); 5 - Bitumen shingles (3 mm).

**Panel insulation:** 1 - Wall made from spruce (38 mm); 2 - Stone wool (50 mm); 3 - Wind insulating film (1 mm); 4 - Wall made from spruce (12 mm).

**Floor insulation:** 1 - Wall made from spruce (28 mm); 2 - Wind insulating film (1 mm); 3 - Stone wool (50 mm); 4 - OSB panel (12 mm).



## SPECIFICATION

People	2-3 persons
Timber	Spruce
Shape	Pod
Room	2
Inside area	15.8 m <sup>2</sup>
Total height	2560 mm
Floor thickness	28 mm
Roof thickness	38 mm
Exterior Cladding	12 mm
Wall thickness	38 mm
External dimension	3200 x 5860 mm
Door size	1020 x 1920 mm
Window size	678 x 714 mm

## STANDARD SET

Pod made from spruce with insulated/not insulated walls;

Insulated/not insulated floor from 28 mm spruce boards;

Inside wall dividing sleeping and living zones;

Roof covered with bitumen shingles of your selected color;

1 Double glazed opening window in the back wall;

French style double glazed door with the lock and standard handle in the front;

Closet or pantry area - 0.39 m<sup>2</sup>

Shelves for your things;

Place for mini kitchen;

Large living room with areas for 1 double and 1 single bed;

WC/shower room.

2 opening windows in front wall.

## DELIVERY

Assembling time	12 hours
-----------------	----------

Weight	2910 kg
--------	---------

Camping Pod 3.2 x 5.9 is delivered to a customer **not assembled** but fully complete with detailed assembly instructions and drawings and packed on a pallet (KIT).


- **Size of pallet (L x W x H):** 5.9 x 1.20 x 1.25 m.
- **Pallet size if packed together with furniture, KIT (L x W x H):** 5.9 x 1.20 x 1.50 m.
- Two people can assemble Camping Pod in 12 hours.

*~ We pack all accessories on the same pallet if it is possible. Otherwise all accessories will be packed on a separate pallet.*



# OPTIONS

## AVAILABLE ROOF COLOR



Black shingles



Green shingles



Red shingles

## TAKE AWAY 2 FRONT WINDOWS



## POD FULL GLASS BACK WALL

**Glass thickness:** 10 mm tempered glass (brown).



Pod full glass back wall



Pod full glass back wall

## ACCESSORIES



Table for Camping Pod



Pouf for Camping Pod



Shelves above the double bed



Double Bed-Sofa for Camping Pod 3.2 x 5.9

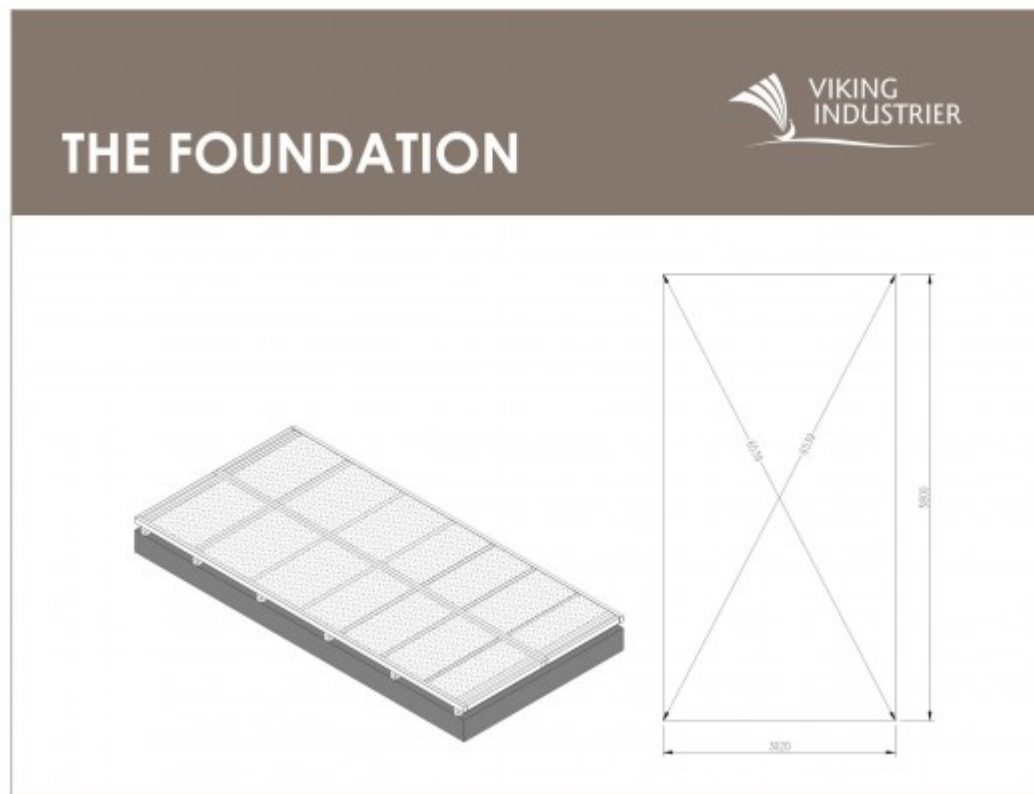


Single bed for Camping Pod 3.2 x 5.9



Kitchen set for Camping Pod 3.2 x 5.9

# FOUNDATION



It is very important to have a proper base for your Pod. Therefore, we recommend following our sketches and consulting a qualified local builder or engineer. Making sure that the base for your product fits the location is of utmost importance.

Due to an improper base, the structure may crack. If the product is unevenly seated, the geometric shape of the building may change, which can result in the door/windows twisting, and/or gaps. In the worst-case scenario, the product may even collapse.

- Before building the base, make sure you take into account the landscape and the ground conditions on which the product will stand.
- The base under the product must be prepared specifically for the product.
- The base must be homogeneous, tight and level.
- Make sure that the properties of the base do not change over time. We recommend making the base out of concrete and water-proofing it before installation.


*If you do not follow recommendations for building the base, the product will lose its warranty!*

# PAINTING


## COLOR CARD

### EXTERIOR WOOD STAIN COLORS

Water-based, quick drying premium total protection for wood outside.  
Thin layer varnish – 3 in 1: impregnation, primer, and varnish!



PINE / LARCH RC260




TEAK RC545




CHESTNUT RC555



FIR GREEN RC960




MAHAGONY RC565



PALISANDER RC720




SILVER GREY RC970



NUT WOOD RC660



PINE RC270



RUSTIC OAK RC360




LIGHT OAK RC365




HEMLOCK RC120



WHITE RC990



EBONY RC790



SALT GREEN RC965

**PLEASE NOTE:** The colors shown in the catalogue and website may not 100% match the color you will receive.  
The color of the wood material affects the final color.




# PAINTING

## COLOR CARD

### EXTERIOR WOOD PAINT COLORS


Weather protection, water-based paints. High-performance and environmentally friendly.



WHITE / RAL 9016



ANTRACITE GREY / RAL 7016



LIGHT GREY / RAL 7035



DUSTY GREY / RAL 7037



OXIDE RED / RAL 3009



JET BLACK / RAL 9005



MOSS GREEN / RAL 6005



AZURE BLUE / RAL 5009



GREY BROWN / RAL 8019



BROWN RED / RAL 3011

**PLEASE NOTE:** The colors shown in the catalogue and website may not 100% match the color you will receive. The color of the wood material affects the final color.

# PAINTING

## **AUTOMATIC MACHINE SPRAY TECHNOLOGY**

### *Benefits*

One of the main and most obvious benefits of using a paint machine is the speed and flexibility at which we can suggest our painting service for all of our products. A spray paint machine can get the work done faster and more consistently than manually painting. While the machine works faster, it improving quality too – sprayers produce an even coat of paint, leaving a high-quality finish.

With our painting service from now, we can suggest to our client's maximum flexibility! Not assembled products as Grill cabins, Pavilions, Camping pods, and other products of any size you can order painted too!

## **PROFESSIONAL SPRAY**

The high-quality preservative finish is professionally spray applied in the factory to one side of the wood. The product is treated in your choice of color. You can choose two colors for one product: one for almost all product details and another for finishing details.

## **STAIN | PAINT**

### *Which type of painting should i Use?*

Properly painting and impregnating is one of the most important things to consider when thinking about how to extend your product lifetime.

Paint and natural wood finish instantly spruce up the aesthetics of your product.

The decision you will need to make is if you want to use a water-based wood stain or paint. Both will offer you UV protection. The wood stains will allow the texture of the wood to show through and many are now available in a vast range of colors, however, paints will give you an intensive color, but will cover the grain and texture of the wood.

# USAGE AND MAINTENANCE

## Things to note when using the product:

- Products that are used for staying overnight should be equipped with a smoke alarm and an extinguisher;
- The product owner is responsible for the security and should work out a rescue plan for the camping site;
- Remember that using heating appliances or temporary camping stoves isn't just a fire risk, but a risk of carbon monoxide poisoning as well.

**MAINTENANCE.** You should not forget that wood is a natural material, it changes move depending on weather conditions. Large and small cracks, color tone differences and changes, as well as a changing structure of wood are not errors, but a result of wood growing and a feature of wood as a natural material. Natural wood (not impregnated) becomes greyish after having been left untouched for a while and can be turned blue and become mouldy. You should immediately process them with wood impregnations to protect the wooden details of our produced products.

- Like any our product, our produced furniture's needs to be looked after and processed with a wood impregnation agent or painted if you want it to last for years. Regular cleaning of your furniture is necessary to prevent mould. General warm soapy water is enough if done regularly;
- If necessary, outside doors must be adjusted by the customer;
- If you do not use your Camping Product often we highly recommend to use the installation of our vent to stop condensation;
- If you find a sap pocket open during the life of your Product - you can allow it to dry naturally and then cut the sap off with a blade.



Misko 25, LT-85302 Venta, Lithuania  
[info@vikingindustrier.com](mailto:info@vikingindustrier.com)