



CAMPING POD 2.4 X 2.4

PRODUCT DESCRIPTION

More and more people are turning to glamping, a luxury camping experience that includes all fun of traditional camping but replaces the sleeping bag with a comfortable shelter!

This one-room camping pod (inside 5 m²) is suitable for a temporary stay for two people. The camping pod is easily transported assembled, perfect for camping or festivals, does not damage the earth's surface.

The camping pod is without terrace!

IMPORTANT: *the size of the custom furniture depends on the size of the camping pod.*

Available timber for Camping Pod walls: *Thermo wood (38 mm) and Spruce wood (38 mm).*



SPECIFICATION

People	2 persons
Timber	Spruce / Thermowood
Shape	Pod
Room	1
Inside area	5.0 m ²
Total height	2560 mm
Floor thickness	28 mm
Wall thickness	38 mm
External dimension	2400 x 2400 mm
Door size	1020 x 1920 mm
Window size	678 x 714 mm

STANDARD SET

Pod made from spruce or thermowood;

Roof covered with bitumen shingles of your selected color;

Opening double window in the back wall;

Double doors with a lock and the double glass windows;

One room inside;

Standard set without furniture.

DELIVERY

Assembling time	6 hours
------------------------	---------

Size of pallets (LxWxH)	2.5 x 1.2 x 2.6 m
--------------------------------	-------------------

Weight	800 kg
---------------	--------

The Camping Pod 2.4 x 2.4 is delivered to a customer fully **assembled** or **not assembled**, but fully complete, with detailed assembly instructions, drawings and maintenance instructions.

Assembling time: ~6 hours (2 persons with assembling experience);

Size of pallet (KIT) (L x W x H): 2.5 x 1.2 x 1.25 m;

Pallet size if packed together with furniture, KIT (L x W x H): 2.5 x 1.2 x 1.50 m;

Size of assembled cargo (L x W x H): 2.5 x 2.4 x 2.6 m;

Weight: 800 kg.


OPTIONS

TIMBER: THERMOWOOD OR SPRUCE


- 38 mm wall boards from thermowood;
- 38 mm wall boards from spruce.



AVAILABLE ROOF COLOR



Black shingles



Green shingles



Red shingles

POD FULL GLASS BACK WALL

Glass thickness: 10 mm tempered glass (brown).



Pod full glass back wall



Pod full glass back wall

ACCESSORIES



Single bed 800 x 2000 mm



Double bed-sofa for Camping Pod




Drawer under the bed



Table for Camping Pod




Pouf for Camping Pod



Stainless steel door sill

DRAWINGS

CAMPING POD 2.4 x 2.4 M
Without terrace / room size 2.1 m



FOUNDATION

It is very important to have a proper base for your Camping Pod. Therefore, we recommend following our sketches and consulting a qualified local builder or engineer. Making sure that the base for your product fits the location is of utmost importance.

Due to an improper base, the structure may crack. If the product is unevenly seated, the geometric shape of the building may change, which can result in the door/windows twisting, and/or gaps. In the worst-case scenario, the product may even collapse.

- Before building the base, make sure you take into account the landscape and the ground conditions on which the product will stand.
- The base under the product must be prepared specifically for the product.
- The base must be homogeneous, tight and level.
- Make sure that the properties of the base do not change over time. We recommend making the base out of concrete and water-proofing it before installation.


If you do not follow recommendations for building the base, the product will lose its warranty!

PAINTING


COLOR CARD

EXTERIOR WOOD STAIN COLORS

Water-based, quick drying premium total protection for wood outside.
Thin layer varnish – 3 in 1: impregnation, primer, and varnish!




PINE / LARCH RC260




TEAK RC545




CHESTNUT RC555



FIR GREEN RC960




MAHAGONY RC565



PALISANDER RC720




SILVER GREY RC970



NUT WOOD RC660



PINE RC270



RUSTIC OAK RC360




LIGHT OAK RC365




HEMLOCK RC120



WHITE RC990



EBONY RC790



SALT GREEN RC965


PLEASE NOTE: The colors shown in the catalogue and website may not 100% match the color you will receive.
The color of the wood material affects the final color.

PAINTING

COLOR CARD

EXTERIOR WOOD PAINT COLORS


Weather protection, water-based paints. High-performance and environmentally friendly.



WHITE / RAL 9016




ANTRACITE GREY / RAL 7016



LIGHT GREY / RAL 7035



DUSTY GREY / RAL 7037



OXIDE RED / RAL 3009




JET BLACK / RAL 9005




MOSS GREEN / RAL 6005



AZURE BLUE / RAL 5009



GREY BROWN / RAL 8019



BROWN RED / RAL 3011

PLEASE NOTE: The colors shown in the catalogue and website may not 100% match the color you will receive. The color of the wood material affects the final color.

PAINTING

AUTOMATIC MACHINE SPRAY TECHNOLOGY

Benefits

One of the main and most obvious benefits of using a paint machine is the speed and flexibility at which we can suggest our painting service for all of our products. A spray paint machine can get the work done faster and more consistently than manually painting. While the machine works faster, it improving quality too – sprayers produce an even coat of paint, leaving a high-quality finish.

With our painting service from now, we can suggest to our client's maximum flexibility! Not assembled products as Grill cabins, Pavilions, Camping pods, and other products of any size you can order painted too!

PROFESSIONAL SPRAY

The high-quality preservative finish is professionally spray applied in the factory to one side of the wood. The product is treated in your choice of color. You can choose two colors for one product: one for almost all product details and another for finishing details.

STAIN | PAINT

Which type of painting should i Use?

Properly painting and impregnating is one of the most important things to consider when thinking about how to extend your product lifetime.

Paint and natural wood finish instantly spruce up the aesthetics of your product.

The decision you will need to make is if you want to use a water-based wood stain or paint. Both will offer you UV protection. The wood stains will allow the texture of the wood to show through and many are now available in a vast range of colors, however, paints will give you an intensive color, but will cover the grain and texture of the wood.

USAGE AND MAINTENANCE

Things to note when using the product:

- Products that are used for staying overnight should be equipped with a smoke alarm and an extinguisher;
- The product owner is responsible for the security and should work out a rescue plan for the camping site;
- Remember that using heating appliances or temporary camping stoves isn't just a fire risk, but a risk of carbon monoxide poisoning as well.

MAINTENANCE. You should not forget that wood is a natural material, it changes move depending on weather conditions. Large and small cracks, color tone differences and changes, as well as a changing structure of wood are not errors, but a result of wood growing and a feature of wood as a natural material. Natural wood (not impregnated) becomes greyish after having been left untouched for a while and can be turned blue and become mouldy. You should immediately process them with wood impregnations to protect the wooden details of our produced products.

- Like any our product, our produced furniture's needs to be looked after and processed with a wood impregnation agent or painted if you want it to last for years. Regular cleaning of your furniture is necessary to prevent mould. General warm soapy water is enough if done regularly;
- If necessary, outside doors must be adjusted by the customer;
- If you do not use your Camping Product often we highly recommend to use the installation of our vent to stop condensation;
- If you find a sap pocket open during the life of your Product - you can allow it to dry naturally and then cut the sap off with a blade.



Misko 25, LT-85302 Venta, Lithuania
info@vikingindustrier.com