



# **SLEEPING BARREL Ø2.2 X 3.3 MINI FAMILY SIZE**

# PRODUCT DESCRIPTION

Round Family Sleeping Barrel Ø 2.2 x 3.3 m is made from spruce and perfect for a camping place. This 2.2 m diameter sleeping barrel has two rooms inside: one is for sleeping and another one for living.

## Why should you choose this sleeping barrel?

- Sleeping barrel offer shelter, warmth and safety: you can enjoy a private camping space.
- This product will easily fit into the rural or urban landscape - this barrel will melt into surroundings, because of it's tiny and mobile.
- The effects of the landscape are minimal and round barrels are much less bored than the convention caravan or mobile house.
- With this barrel your camping place will look unique and eco-friendly, you can paint the products with the colors you like.
- In the sleeping barrel is a bunk bed so the product is suitable for the family with children.

## Tiny but comfortable

This barrel can accommodate two adults and 2-3 children with ease. Two rooms inside: a sleeping room and a sitting room. Sitting room has two benches. The size of bench is (W x L) 600 x 1300 mm. The size of sleeping room with a upper sleeping space is (W x D) 2 x 1.68 m and the size of lower sleeping space is 1.6 x 1.68 m. The height between the first bed and the second beds is 0.82 m and the height between the second bed and the roof is 0.85 m.

The Family sleeping barrel has two opening windows (880 x 510 mm ) in the back wall and 2 opening windows (size of window is 380 x 657 mm) in the front wall. The lockable door (690 x 1800 mm) with a rectangular window at the front. A roof can be covered with bitumen shingles of your selected color: black, red and green.



## SPECIFICATION

<b>People</b>	4-5 persons
<b>Timber</b>	Spruce
<b>Shape</b>	Round
<b>Room</b>	2
<b>Diameter</b>	2200 mm
<b>Total height</b>	2394 mm
<b>Floor thickness</b>	28 mm
<b>Roof thickness</b>	38 mm
<b>Wall thickness</b>	38 mm
<b>External dimension</b>	2245 x 3300 mm
<b>Door size</b>	690 x 1800 mm
<b>Window size</b>	880 x 510 mm

## STANDARD SET

Barrel made from spruce;

Roof covered with bitumen shingles of your selected color;

3 stainless steel tightening bands;

Two opening windows in the back wall;

Two opening windows in front wall;

Doors with a lock and a big tempered glass window;

Two rooms inside: a sleeping room and a sitting room; 4-5 sleeping places;

Sitting room with two benches;

Sleeping room with a bunk bed;

All furniture included in the price

Ventilation.

## DELIVERY

**Assembling time**

7 hours

**Size of pallets (LxWxH)**

3.1 x 1.2 x 1.3 m


The Family Sleeping Barrel can be delivered to a customer **assembled** or **not assembled**, with detailed assembly instructions and drawings. It is packed on a pallet (KIT). Two people can easily assemble this barrel within 7-9 hours. Size of a assembled cargo (L x W x H): 3.1 x 2.32 x 2.4 m.

# OPTIONS

## AVAILABLE ROOF COLOR



Black shingles



Green shingles



Red shingles

## EXTERIOR PAINTING

The high-quality preservative finish is professionally spray applied in the factory to one side of the wood. The product is treated in your choice of color.



Exterior wood stain colors



Exterior wood paint colors

# FOUNDATION

**FOUNDATION.** It is very important to have a proper foundation for your sleeping barrel. Therefore we recommend making the foundation according to the sketches here. First of all, foundation must be prepared according to the landscape and ground conditions. Consult a qualified builder or an engineer to prepare a proper foundation, which fits your location. Make sure to complete the site preparation and the foundation before unpacking and assembling the sleeping barrel.


# PAINTING

## COLOR CARD


### EXTERIOR WOOD STAIN COLORS



Water-based, quick drying premium total protection for wood outside.  
Thin layer varnish – 3 in 1: impregnation, primer, and varnish!



PINE / LARCH RC260




TEAK RC545




CHESTNUT RC555



FIR GREEN RC960




MAHAGONY RC565




PALISANDER RC720




SILVER GREY RC970



NUT WOOD RC660



PINE RC270



RUSTIC OAK RC360




LIGHT OAK RC365




HEMLOCK RC120



WHITE RC990



EBONY RC790



SALT GREEN RC965


**PLEASE NOTE:** The colors shown in the catalogue and website may not 100% match the color you will receive.  
The color of the wood material affects the final color.

# PAINTING

## COLOR CARD

### EXTERIOR WOOD PAINT COLORS


Weather protection, water-based paints. High-performance and environmentally friendly.



WHITE / RAL 9016




ANTRACITE GREY / RAL 7016



LIGHT GREY / RAL 7035



DUSTY GREY / RAL 7037



OXIDE RED / RAL 3009




JET BLACK / RAL 9005




MOSS GREEN / RAL 6005



AZURE BLUE / RAL 5009



GREY BROWN / RAL 8019



BROWN RED / RAL 3011

**PLEASE NOTE:** The colors shown in the catalogue and website may not 100% match the color you will receive. The color of the wood material affects the final color.



# PAINTING

## **AUTOMATIC MACHINE SPRAY TECHNOLOGY**

### *Benefits*

One of the main and most obvious benefits of using a paint machine is the speed and flexibility at which we can suggest our painting service for all of our products. A spray paint machine can get the work done faster and more consistently than manually painting. While the machine works faster, it improving quality too – sprayers produce an even coat of paint, leaving a high-quality finish.

With our painting service from now, we can suggest to our client's maximum flexibility! Not assembled products as Grill cabins, Pavilions, Camping pods, and other products of any size you can order painted too!

## **PROFESSIONAL SPRAY**

The high-quality preservative finish is professionally spray applied in the factory to one side of the wood. The product is treated in your choice of color. You can choose two colors for one product: one for almost all product details and another for finishing details.

## **STAIN | PAINT**

### *Which type of painting should i Use?*

Properly painting and impregnating is one of the most important things to consider when thinking about how to extend your product lifetime.

Paint and natural wood finish instantly spruce up the aesthetics of your product.

The decision you will need to make is if you want to use a water-based wood stain or paint. Both will offer you UV protection. The wood stains will allow the texture of the wood to show through and many are now available in a vast range of colors, however, paints will give you an intensive color, but will cover the grain and texture of the wood.

# USAGE AND MAINTENANCE

## Things to note when using the product:

- Products which are used for staying overnight should be equipped with a smoke alarm and a extinguisher;
- Product owner is responsible for the security and should work out a rescue plan for the camping site;
- Remember that using heating appliances or temporary camping stoves this isn't just a fire risk, but a risk of carbon monoxide poisoning as well.

**MAINTENANCE.** You should not forget that wood is a natural material, it changes move depending on weather conditions. Large and small cracks, color tone differences and changes, as well as a changing structure of wood are not errors, but a result of wood growing and a feature of wood as a natural material. Natural wood (not impregnated) becomes grayish after having been left untouched for a while and can be turn blue and become moldy. You should immediately process them with wood impregnations to protect the wooden details of our produced products.

- Like any our product, our produced furniture's needs to be looked after and processed with a wood impregnation agent or painted if you want it to last for years. Regular cleaning of your furniture is necessary to prevent mold. General warm soapy water is enough if done regularly;
- If necessary, outside doors must be adjusted by the customer;
- If you do not use your Camping Product often we highly recommend to use the installation of our vent to stop condensation;
- If you find a sap pocket open during the life of your Product - you can allow it to dry naturally and then cut the sap off with a blade.



Misko 25, LT-85302 Venta, Lithuania  
info@vikingindustrier.com