



SLEEPING BARREL Ø2.2 X 3.3 MINI FAMILY SIZE

PRODUCT DESCRIPTION

Round Family Sleeping Barrel Ø 2.2 x 3.3 m is made from spruce and perfect for a camping place. This 2.2 m diameter sleeping barrel has two rooms inside: one is for sleeping and another one for living.

Why should you choose this sleeping barrel?

- Sleeping barrel offer shelter, warmth and safety: you can enjoy a private camping space.
- This product will easily fit into the rural or urban landscape - this barrel will melt into surroundings, because of it's tiny and mobile.
- The effects of the landscape are minimal and round barrels are much less bored than the convention caravan or mobile house.
- With this barrel your camping place will look unique and eco-friendly, you can paint the products with the colors you like.
- In the sleeping barrel is a bunk bed so the product is suitable for the family with children.

Tiny but comfortable

This barrel can accommodate two adults and 2-3 children with ease. Two rooms inside: a sleeping room and a sitting room. Sitting room has two benches. The size of bench is (W x L) 600 x 1300 mm. The size of sleeping room with a upper sleeping space is (W x D) 2 x 1.68 m and the size of lower sleeping space is 1.6 x 1.68 m. The height between the first bed and the second beds is 0.82 m and the height between the second bed and the roof is 0.85 m.

The Family sleeping barrel has two opening windows (880 x 510 mm) in the back wall and 2 opening windows (size of window is 380 x 657 mm) in the front wall. The lockable door (690 x 1800 mm) with a rectangular window at the front. A roof can be covered with bitumen shingles of your selected color: black, red and green.



SPECIFICATION

People	4-5 persons
Timber	Spruce
Shape	Round
Room	2
Diameter	2200 mm
Total height	2394 mm
Floor thickness	28 mm
Roof thickness	38 mm
Wall thickness	38 mm
External dimension	2245 x 3300 mm
Door size	690 x 1800 mm
Window size	880 x 510 mm

STANDARD SET

Barrel made from spruce;

Roof covered with bitumen shingles of your selected color;

3 stainless steel tightening bands;

Two opening windows in the back wall;

Two opening windows in front wall;

Doors with a lock and a big tempered glass window;

Two rooms inside: a sleeping room and a sitting room; 4-5 sleeping places;

Sitting room with two benches;

Sleeping room with a bunk bed;

All furniture included in the price

Ventilation.

DELIVERY

Assembling time

7 hours


Size of pallets (LxWxH)

3.1 x 1.2 x 1.3 m

The Family Sleeping Barrel can be delivered to a customer **assembled** or **not assembled**, with detailed assembly instructions and drawings. It is packed on a pallet (KIT). Two people can easily assemble this barrel within 7-9 hours. Size of a assembled cargo (L x W x H): 4.50 x 2.32 x 2.40 m.

OPTIONS

AVAILABLE ROOF COLOR



Black shingles



Green shingles



Red shingles

EXTERIOR PAINTING

The high-quality preservative finish is professionally spray applied in the factory to one side of the wood. The product is treated in your choice of color.



Exterior wood stain colors



Exterior wood paint colors

FOUNDATION

It is very important to have a proper base for your Barrel. Therefore, we recommend following our sketches and consulting a qualified local builder or engineer. Making sure that the base for your product fits the location is of utmost importance.

Due to an improper base, the structure may crack. If the product is unevenly seated, the geometric shape of the building may change, which can result in the door/windows twisting, and/or gaps. In the worst-case scenario, the product may even collapse.

- Before building the base, make sure you take into account the landscape and the ground conditions on which the product will stand.
- The base under the product must be prepared specifically for the product.
- The base must be homogeneous, tight and level.
- Make sure that the properties of the base do not change over time. We recommend making the base out of concrete and water-proofing it before installation.


If you do not follow recommendations for building the base, the product will lose its warranty!

PAINTING


COLOR CARD

EXTERIOR WOOD STAIN COLORS


Water-based, quick drying premium total protection for wood outside.
Thin layer varnish – 3 in 1: impregnation, primer, and varnish!



PINE / LARCH RC260




TEAK RC545




CHESTNUT RC555



FIR GREEN RC960




MAHAGONY RC565



PALISANDER RC720




SILVER GREY RC970



NUT WOOD RC660



PINE RC270




RUSTIC OAK RC360




LIGHT OAK RC365




HEMLOCK RC120



WHITE RC990



EBONY RC790



SALT GREEN RC965


PLEASE NOTE: The colors shown in the catalogue and website may not 100% match the color you will receive.
The color of the wood material affects the final color.

PAINTING


COLOR CARD

EXTERIOR WOOD PAINT COLORS


Weather protection, water-based paints. High-performance and environmentally friendly.



WHITE / RAL 9016




ANTRACITE GREY / RAL 7016



LIGHT GREY / RAL 7035



DUSTY GREY / RAL 7037



OXIDE RED / RAL 3009



JET BLACK / RAL 9005



MOSS GREEN / RAL 6005



AZURE BLUE / RAL 5009



GREY BROWN / RAL 8019



BROWN RED / RAL 3011

PLEASE NOTE: The colors shown in the catalogue and website may not 100% match the color you will receive. The color of the wood material affects the final color.

PAINTING

AUTOMATIC MACHINE SPRAY TECHNOLOGY

Benefits

One of the main and most obvious benefits of using a paint machine is the speed and flexibility at which we can suggest our painting service for all of our products. A spray paint machine can get the work done faster and more consistently than manually painting. While the machine works faster, it improving quality too – sprayers produce an even coat of paint, leaving a high-quality finish.

With our painting service from now, we can suggest to our client's maximum flexibility! Not assembled products as Grill cabins, Pavilions, Camping pods, and other products of any size you can order painted too!

PROFESSIONAL SPRAY

The high-quality preservative finish is professionally spray applied in the factory to one side of the wood. The product is treated in your choice of color. You can choose two colors for one product: one for almost all product details and another for finishing details.

STAIN | PAINT

Which type of painting should i Use?

Properly painting and impregnating is one of the most important things to consider when thinking about how to extend your product lifetime.

Paint and natural wood finish instantly spruce up the aesthetics of your product.

The decision you will need to make is if you want to use a water-based wood stain or paint. Both will offer you UV protection. The wood stains will allow the texture of the wood to show through and many are now available in a vast range of colors, however, paints will give you an intensive color, but will cover the grain and texture of the wood.

USAGE AND MAINTENANCE

Things to note when using the product:

- Products that are used for staying overnight should be equipped with a smoke alarm and an extinguisher;
- The product owner is responsible for the security and should work out a rescue plan for the camping site;
- Remember that using heating appliances or temporary camping stoves isn't just a fire risk, but a risk of carbon monoxide poisoning as well.

MAINTENANCE. You should not forget that wood is a natural material, it changes move depending on weather conditions. Large and small cracks, color tone differences and changes, as well as a changing structure of wood are not errors, but a result of wood growing and a feature of wood as a natural material. Natural wood (not impregnated) becomes greyish after having been left untouched for a while and can be turned blue and become mouldy. You should immediately process them with wood impregnations to protect the wooden details of our produced products.

- Like any our product, our produced furniture's needs to be looked after and processed with a wood impregnation agent or painted if you want it to last for years. Regular cleaning of your furniture is necessary to prevent mould. General warm soapy water is enough if done regularly;
- If necessary, outside doors must be adjusted by the customer;
- If you do not use your Camping Product often we highly recommend to use the installation of our vent to stop condensation;
- If you find a sap pocket open during the life of your Product - you can allow it to dry naturally and then cut the sap off with a blade.



Misko 25, LT-85302 Venta, Lithuania
info@vikingindustrier.com