



BARREL ICE VIKING 3 X 4.8

PRODUCT DESCRIPTION

Sleeping barrel Ice-Viking is irreplaceable product for your camping place. The sleeping barrel has one opening window in the back wall and a lockable door with a Hexagon window. A roof is covered with bitumen or wooden shingles, whichever is preferred. This sleeping barrel has two rooms which you can turn into any space you need. We have a few examples how you can model interior space by your needs.



SPECIFICATION

People	4-8 persons
Timber	Spruce
Shape	Oval
Room	2
Inside area	9.5 m ²
Total height	2500 mm
Floor thickness	28 mm
Wall thickness	38 mm
External dimension	2952 x 4860 mm
Door size	700 x 1725 mm
Window size	830 x 755 mm
Terrace	2322 x 450 mm

STANDARD SET

- Barrel made from spruce;
- Roof covered with bitumen shingles of your selected color;
- 5 Stainless steel tightening bands;
- One opening window in the back wall;
- Doors with a lock and a window;
- Two rooms inside: a sleeping room and a sitting room;
- Available to make sleeping space at sitting room;
- Sleeping room with a sleeping space: 2 x 2.3 m;
- 2 small benches at the entrance

DELIVERY


Assembling time	10 hours
Weight	1880 kg

The sleeping barrel Ice Viking is delivered to a customer **not-assembled**, but fully complete, with detailed assembly instructions and drawings, and packed on a pallet (KIT).

- Pallet size, KIT (L x W x H): 4.9 x 1.2 x 1.25 m.
- Pallet size if packed together with furniture, KIT (L x W x H): 4.9 x 1.2 x 1.50 m.

OPTIONS

AVAILABLE ROOF COLOR



Black shingles



Green shingles



Red shingles

LAYOUT PLAN FOR SLEEPING BARREL ICE VIKING (TERRACE)

Mini terrace in front of Sleeping Barrel:

- 0.45 m length terrace with 2 benches (standard)
- 0.3 m length terrace without benches



SIDE WALL "ICE VIKING" AND SLIDING DOOR

Wooden side wall "Ice Viking" and sliding door with decorative glass. With this sliding partition, available to make a third room is created which can include a WC room, a mini-ward or a pantry.



Available

.....

ACCESSORIES



Table for Sleeping Barrel "Ice Viking"



Wooden Pouf for Sleeping Barrel "Ice Viking"

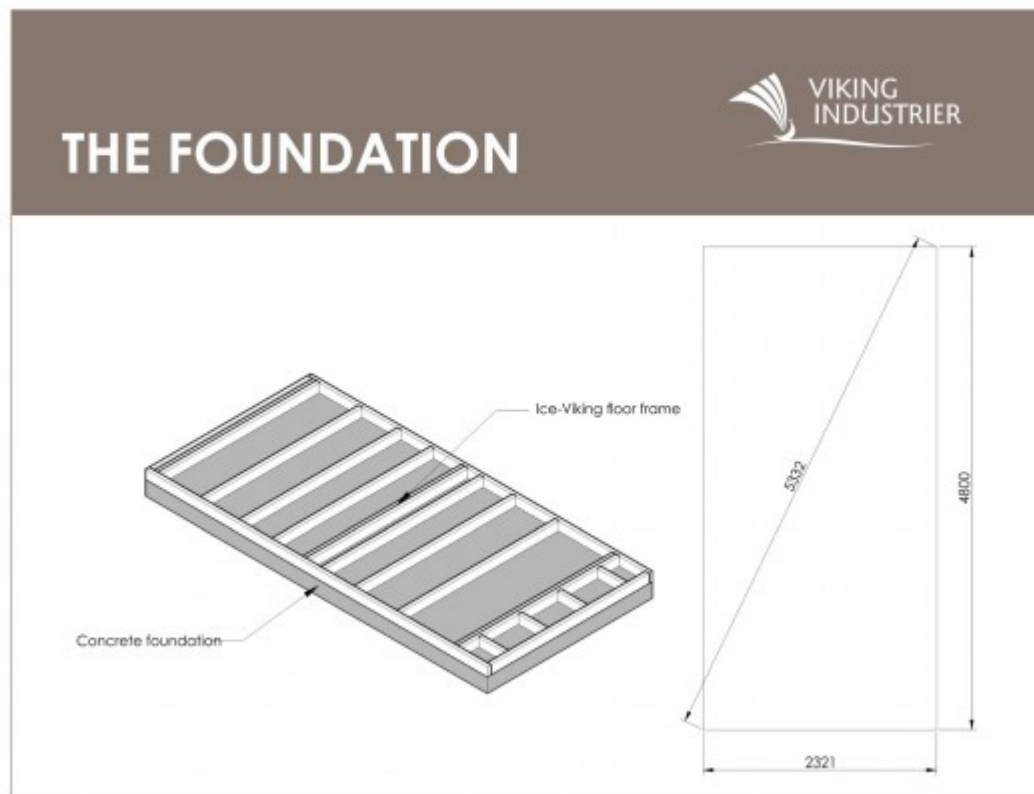


Single Bed "Ice Viking"



Ladder for Bed "Ice Viking"

FOUNDATION



It is very important to have a proper base for your Barrel. Therefore, we recommend following our sketches and consulting a qualified local builder or engineer. Making sure that the base for your product fits the location is of utmost importance.

Due to an improper base, the structure may crack. If the product is unevenly seated, the geometric shape of the building may change, which can result in the door/windows twisting, and/or gaps. In the worst-case scenario, the product may even collapse.

- Before building the base, make sure you take into account the landscape and the ground conditions on which the product will stand.
- The base under the product must be prepared specifically for the product.
- The base must be homogeneous, tight and level.
- Make sure that the properties of the base do not change over time. We recommend making the base out of concrete and water-proofing it before installation.


If you do not follow recommendations for building the base, the product will lose its warranty!

PAINTING


COLOR CARD

EXTERIOR WOOD STAIN COLORS

Water-based, quick drying premium total protection for wood outside.
Thin layer varnish – 3 in 1: impregnation, primer, and varnish!




PINE / LARCH RC260




TEAK RC545




CHESTNUT RC555



FIR GREEN RC960




MAHAGONY RC565



PALISANDER RC720




SILVER GREY RC970



NUT WOOD RC660



PINE RC270



RUSTIC OAK RC360




LIGHT OAK RC365




HEMLOCK RC120



WHITE RC990



EBONY RC790



SALT GREEN RC965


PLEASE NOTE: The colors shown in the catalogue and website may not 100% match the color you will receive.
The color of the wood material affects the final color.

PAINTING

COLOR CARD

EXTERIOR WOOD PAINT COLORS


Weather protection, water-based paints. High-performance and environmentally friendly.



WHITE / RAL 9016




ANTRACITE GREY / RAL 7016



LIGHT GREY / RAL 7035



DUSTY GREY / RAL 7037



OXIDE RED / RAL 3009



JET BLACK / RAL 9005



MOSS GREEN / RAL 6005



AZURE BLUE / RAL 5009



GREY BROWN / RAL 8019



BROWN RED / RAL 3011

PLEASE NOTE: The colors shown in the catalogue and website may not 100% match the color you will receive. The color of the wood material affects the final color.

PAINTING

AUTOMATIC MACHINE SPRAY TECHNOLOGY

Benefits

One of the main and most obvious benefits of using a paint machine is the speed and flexibility at which we can suggest our painting service for all of our products. A spray paint machine can get the work done faster and more consistently than manually painting. While the machine works faster, it improving quality too – sprayers produce an even coat of paint, leaving a high-quality finish.

With our painting service from now, we can suggest to our client's maximum flexibility! Not assembled products as Grill cabins, Pavilions, Camping pods, and other products of any size you can order painted too!

PROFESSIONAL SPRAY

The high-quality preservative finish is professionally spray applied in the factory to one side of the wood. The product is treated in your choice of color. You can choose two colors for one product: one for almost all product details and another for finishing details.

STAIN | PAINT

Which type of painting should i Use?

Properly painting and impregnating is one of the most important things to consider when thinking about how to extend your product lifetime.

Paint and natural wood finish instantly spruce up the aesthetics of your product.

The decision you will need to make is if you want to use a water-based wood stain or paint. Both will offer you UV protection. The wood stains will allow the texture of the wood to show through and many are now available in a vast range of colors, however, paints will give you an intensive color, but will cover the grain and texture of the wood.

USAGE AND MAINTENANCE

Things to note when using the product:

- Products that are used for staying overnight should be equipped with a smoke alarm and an extinguisher;
- The product owner is responsible for the security and should work out a rescue plan for the camping site;
- Remember that using heating appliances or temporary camping stoves isn't just a fire risk, but a risk of carbon monoxide poisoning as well.

MAINTENANCE. You should not forget that wood is a natural material, it changes move depending on weather conditions. Large and small cracks, color tone differences and changes, as well as a changing structure of wood are not errors, but a result of wood growing and a feature of wood as a natural material. Natural wood (not impregnated) becomes greyish after having been left untouched for a while and can be turned blue and become mouldy. You should immediately process them with wood impregnations to protect the wooden details of our produced products.

- Like any our product, our produced furniture's needs to be looked after and processed with a wood impregnation agent or painted if you want it to last for years. Regular cleaning of your furniture is necessary to prevent mould. General warm soapy water is enough if done regularly;
- If necessary, outside doors must be adjusted by the customer;
- If you do not use your Camping Product often we highly recommend to use the installation of our vent to stop condensation;
- If you find a sap pocket open during the life of your Product - you can allow it to dry naturally and then cut the sap off with a blade.



Misko 25, LT-85302 Venta, Lithuania
info@vikingindustrier.com