



Product catalog

2015

health, beauty, peace of mind

About us


UAB Viking Industrier is a Norwegian capital company located in Venta town, Lithuania.

We have gathered a team of professionals whose main goal is to design, produce and sell high quality wooden garden products and accessories.

Since we started our business in 2006, we have grown significantly in so many ways:

- Wide range of garden products: grill cabins, garden pavilions, sauna barrels and cabins, hot tubs, camping products and other;
- Our administrative and production premises now covers the area of almost 10 000 m²;
- We never stop developing: we introduce new trendy products, improve the quality and customer service, which is already one of the biggest company's strengths. According to the recently performed client survey, our dealers value:
 - Quality for the competitive price;
 - Reliable and excellent products;
 - Wide range of products as well as accessories;
 - Good production capacity;
 - A great customer service;
 - A convenient online ordering system on our website, where they make all customizations, see the status of orders as well as fill in the claims.

UAB Viking Industrial is where tradition meets new technologies to create a high quality and modern design product for truly exceptional garden.



Viking Industrier factory plan:

1. Administration building;
2. Hot tubs production;
3. Sauna barrels production;
4. Grill cabins and Pavilions production;
5. Doors and windows production;
6. Storage;
7. Storage;
8. Storage.



Contents

| | | | |
|----|---|----|-----------------------------------|
| 5 | Symbols | 23 | Sauna cabin 16.5 m ² |
| 6 | Grill cabin 6.9 m ² | 24 | Sauna barrel 2m; 3m |
| 7 | Grill cabin 9.2 m ² | 25 | Sauna barrel with a changing room |
| 8 | Grill cabin 9.2 m ² with extension 2.9 m ² | 26 | Options in sauna barrels |
| 9 | Grill cabin 14.9 m ² | 27 | Heaters for saunas |
| 10 | Grill cabin 16.5 m ² | 28 | Accessories for saunas |
| 11 | Grill cabin 16.5 m ² with extension 2.9 m ² | 29 | Wooden hot tubs |
| 12 | Grill cabins with sauna 9.2 m ² ; 16.5 m ² | 30 | Polypropylene hot tubs |
| 13 | Grill cabin 25 m ² | 31 | Fiberglass hot tubs |
| 14 | Pavilion 9.2 m ² | 32 | Cold tubs |
| 15 | Gazebo 9.9 m ² (open pavilion) | 33 | Accessories for hot tubs |
| 16 | Pavilion 10 m ² | 34 | Camping pods |
| 17 | Pavilion 14.9 m ² | 35 | Barrel for sleeping |
| 18 | Pavilion 16.5 m ² | 36 | Sauna pod |
| 19 | Accessories for Grill cabins and Pavilions | 37 | Shower. Dog houses |
| 20 | Sauna cabin 7 m ² | 38 | Playground barrels |
| 21 | Sauna cabin 9.2 m ² | 39 | Sandbox |
| 22 | Sauna cabin 9.2 m ² with a changing room | | |

Symbols



Height of roof ridge



Height of wall



Area



Diagonal



Wall thickness



Wood spruce



Thermo wood



Shape



Measurements of extension



Number of benches



Tub shape



Number of persons



Total number of windows



Number of opening windows



Size of windows



Size of doors



Weight



Size of pallet (LxWxH)



Length of barrel



Diameter of sauna barrel



Stones for heater



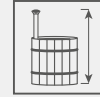
Doghouse entrance hole size



Diameter of tub



Height of tub



Total height of tub



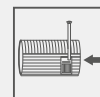
Water capacity of tub



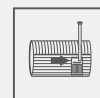
With external wood burning heater



With internal wood burning heater



Heater with external firewood feeding



Inside feeding heater



Electric heater



Voltage



Wood burning heater

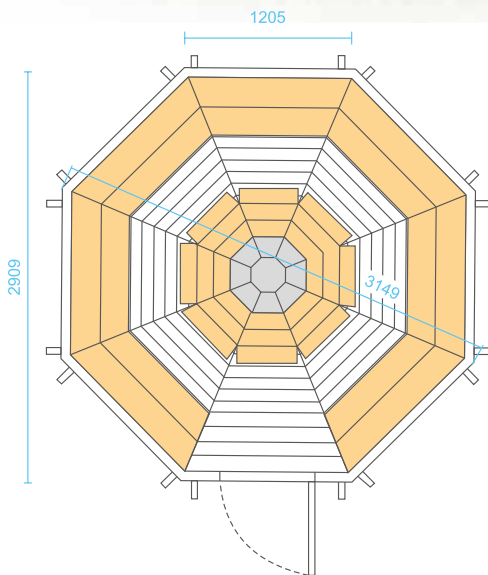



Height of pod

Grill cabins

Grill cabin (m²)

6.9



| | | | | | |
|--|--------------------|--|---------------|--|------------------------------------|
| | 3220 mm | | 1210 mm | | 3149 mm |
| | 6.9 m ² | | 4 | | 4 |
| | 680 x 380 mm | | 780 x 1500 mm | | 5 |
| | 8-corner | | Spruce | | 45 mm |
| | 5-10 | | 1100 kg | | Not assembled 2.4 x 1.2 x 2.5 m |

Standard set:

- Wall, floor, roof panels;
- Roof covered with bitumen shingles of your selected color;
- Inside grill with cooking platforms and a tables around the grill;
- Adjustable chimney;
- Double glass windows;
- Doors with a lock and a hexagon window;
- Inside benches.



Standard grill and chimney KIT

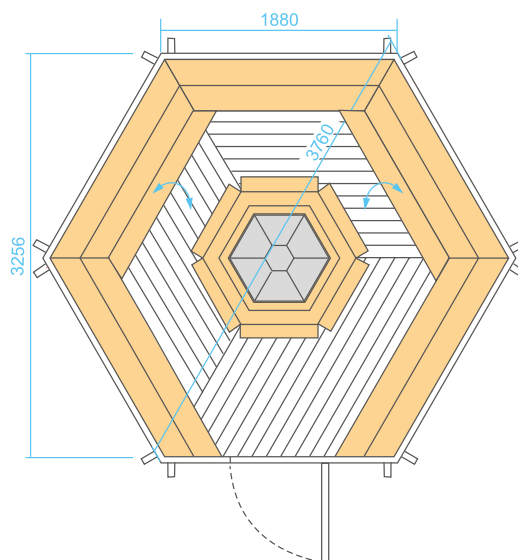
Grill cabins

Grill cabin (m²) 9.2

| | | | | | |
|--|--------------------|--|---------------|--|------------------------------------|
| | 3250 mm | | 1155 mm | | 3760 mm |
| | 9.2 m ² | | 3 | | 1 |
| | 880 x 510 mm | | 780 x 1500 mm | | 5 |
| | 6-corner | | Spruce | | 45 mm |
| | 12-15 | | 1200 kg | | Not assembled 2.5 x 1.2 x 2.5 m |

Standard set:

- Wall, floor, roof panels;
- Roof covered with bitumen shingles of your selected color;
- Inside grill with cooking platforms and a tables around the grill;
- Adjustable chimney;
- Double glass windows;
- Doors with a lock and a hexagon window;
- Inside benches (two additional folding benches).

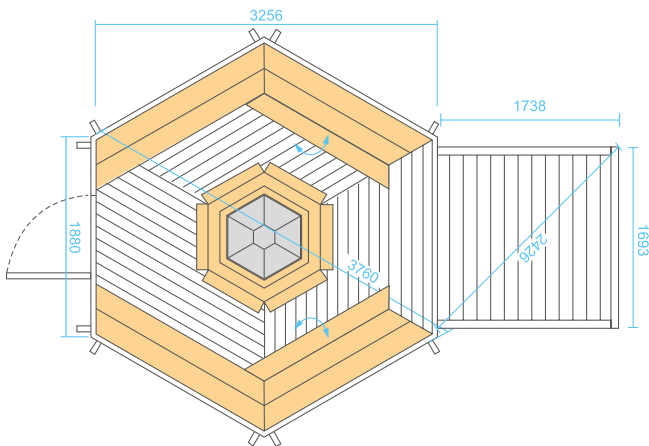


"Viking" grill and chimney KIT

Grill cabins

Grill cabin with extension (m²)

9.2



| | | | | | |
|--|--------------------------|--|----------------|--|---|
| | 3250 mm | | 1155 mm | | 3760 + 2426 mm |
| | 9.2 + 2.9 m ² | | 1693 x 1738 mm | | 4 |
| | 2 | | 880 x 510 mm | | 780 x 1500 mm |
| | 6-corner + square | | Spruce | | 45 mm |
| | 12-15 | | 1600 kg | | 4 |
| | | | | | Not assembled 2.5 x 1.2 x 2.55 m; 2 x 1.2 x 2 m |
















Standard set:

- Wall, floor, roof panels;
- Roof covered with bitumen shingles of your selected color;
- Inside grill with cooking platforms and a tables around the grill;
- Adjustable chimney;
- Double glass windows;
- Doors with a lock and a hexagon window;
- Inside benches (two additional folding benches).



Grill cabins

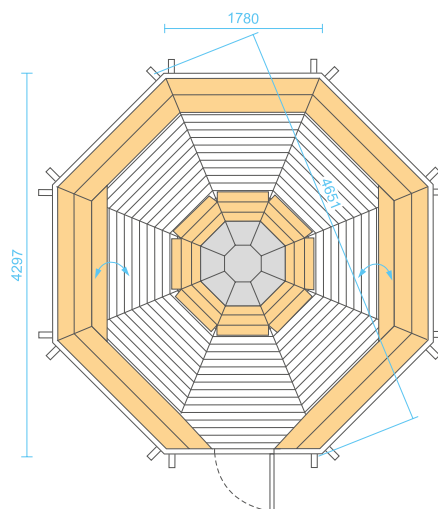
Grill cabin (m²) 14.9

| | | | | | |
|---|---------------------|---|---------------|---|-------------------------------------|
|  | 3560 mm |  | 1155 mm |  | 4651 mm |
|  | 14.9 m ² |  | 4 |  | 2 |
|  | 880 x 510 mm |  | 780 x 1500 mm |  | 7 |
|  | 8 corner |  | Spruce |  | 45 mm |
|  | 14-20 |  | 1600 kg |  | Not assembled 3.5 x 1.2 x 2.55 m |



Standard set:

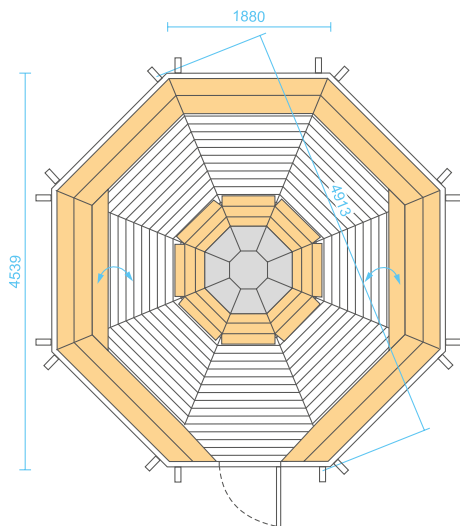
- Wall, floor, roof panels;
- Roof covered with bitumen shingles of your selected color;
- Inside grill with cooking platforms and a tables around the grill;
- Adjustable chimney;
- Double glass windows;
- Doors with a lock and a hexagon window;
- Inside benches (two additional folding benches).



Standard grill and chimney KIT

Grill cabins

Grill cabin (m²) 16.5



| | | | | | |
|--|---------------------|--|---------------|--|-------------------------------------|
| | 3560 mm | | 1155 mm | | 4913 mm |
| | 16.5 m ² | | 4 | | 2 |
| | 880 x 510 mm | | 780 x 1500 mm | | 7 |
| | 8-corner | | Spruce | | 45 mm |
| | 15-21 | | 1650 kg | | Not assembled 3.5 x 1.2 x 2.55 m |

Standard set:

- Wall, floor, roof panels;
- Roof covered with bitumen shingles of your selected color;
- Inside grill with cooking platforms and a tables around the grill;
- Adjustable chimney;
- Double glass windows;
- Doors with a lock and a hexagon window;
- Inside benches (two additional folding benches).



Standard grill and chimney KIT

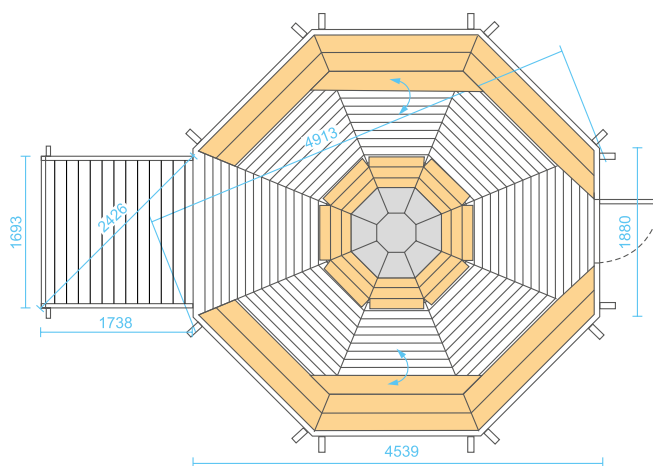
Grill cabins

Grill cabin with extension (m²) 16.5

| | | | | | |
|--|---------------------------|--|-------------------|--|---|
| | 3560 mm | | 1155 mm | | 4913 + 2426 mm |
| | 16.5 + 2.9 m ² | | 1693 x 1738 mm | | 5 |
| | 3 | | 880 x 510 mm | | 780 x 1500 mm |
| | 6 | | 8-corner + square | | Spruce |
| | 45 mm | | 15-25 | | 2050 kg |
| | | | | | Not assembled 3.5 x 1.2 x 2.55 m; 2 x 1.2 x 2 m |

Standard set:

- Wall, floor, roof panels;
- Roof covered with bitumen shingles of your selected color;
- Inside grill with cooking platforms and a tables around the grill;
- Adjustable chimney;
- Double glass windows;
- Doors with a lock and a hexagon window;
- Inside benches (two additional folding benches).



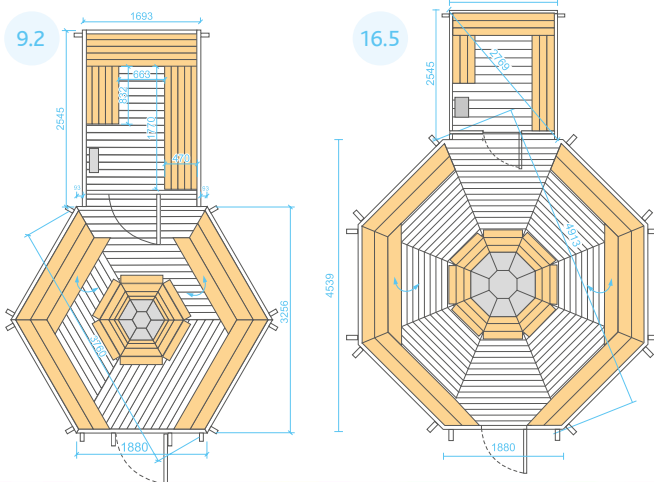
Standard grill and chimney KIT

Grill cabins

Grill cabin with sauna (m²)

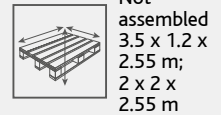
9.2

16.5



| | | | | | |
|--|---|--|--|--|--|
| | 3250 mm 3560 mm | | 1155 mm | | 3760 + 2769 mm 4913 + 2769 mm |
| | 9.2 + 4.3 m ² 16.5 + 4.3 m ² | | 1693 x 2545 mm | | 4 5 |
| | 2 3 | | 880 x 510 mm | | 780 x 1500 mm |
| | 4 + 3 6 + 3 | | 6-corner + rectangle 8-corner + rectangle | | Spruce |
| | 45 mm | | 12-15 15-25 | | 1700 kg 2150 kg |

Standard set:



- Wall, floor, roof panels;
- Insulated roof panels over the sauna room;
- Roof covered with bitumen shingles of your selected color;
- Double glass windows;
- Doors with a lock and a hexagon window;
- Inside glass doors between a grill room and a sauna room;
- Inside grill with cooking platforms and a tables around the grill;
- Adjustable chimney;
- Grill room benches (two additional folding benches);
- Sauna benches;
- Heat-resistant plates for sauna heater.



Standard grill and chimney KIT

Grill cabins

Grill cabin (m²)

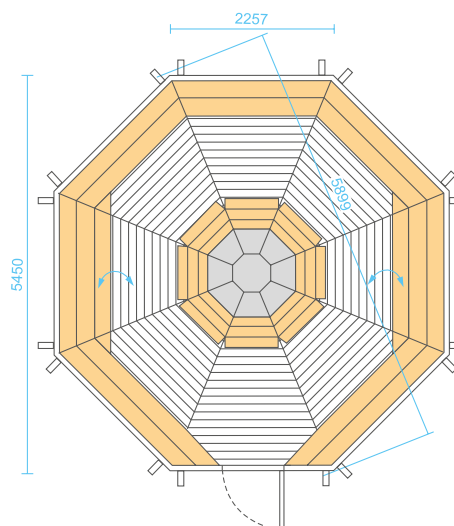
25

| | | | | | |
|--|-------------------|--|---------------|--|-------------------------------------|
| | 4000 mm | | 1155 mm | | 5899 mm |
| | 25 m ² | | 4 | | 2 |
| | 880 x 510 mm | | 780 x 1760 mm | | 7 |
| | 8-corner | | Spruce | | 45 mm |
| | 25-30 | | 2300 kg | | Not assembled 4.5 x 1.2 x 2.65 m |



Standard set:

- Wall, floor, roof panels;
- Roof covered with bitumen shingles of your selected color;
- Inside grill with cooking platforms and a tables around the grill;
- Adjustable chimney;
- Double glass windows;
- Doors with a lock and a hexagon window;
- Inside benches (two additional folding benches).



Standard grill and chimney KIT

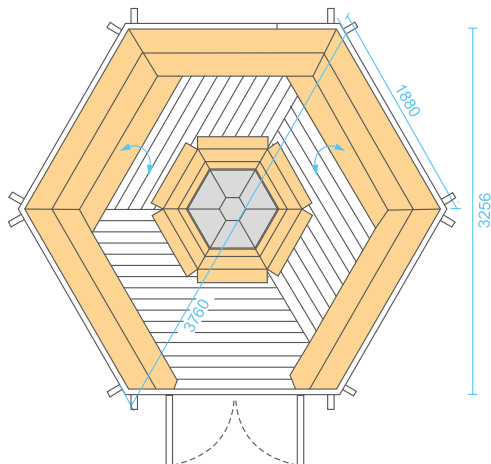
Pavilions

Pavilion (m²)

9.2



| | | | | | |
|--|--------------------|--|----------------|--|--|
| | 3400 m | | 1880 mm | | 3760 mm |
| | 9.2 m ² | | 5 | | 2 |
| | 1020 x 1060 mm | | 1020 x 1600 mm | | 5 |
| | 6-corner | | Spruce | | 45 mm |
| | 12-15 | | 1250 kg | | Not assembled 2.5 x 1.2 x 2.5 m |



Standard set:

- Wall, floor, roof panels;
- Roof covered with bitumen shingles of your selected color;
- Inside grill with cooking platforms and a tables around the grill;
- Adjustable chimney;
- Double glass windows;
- Double doors with a lock and windows;
- Inside benches (two additional folding benches).

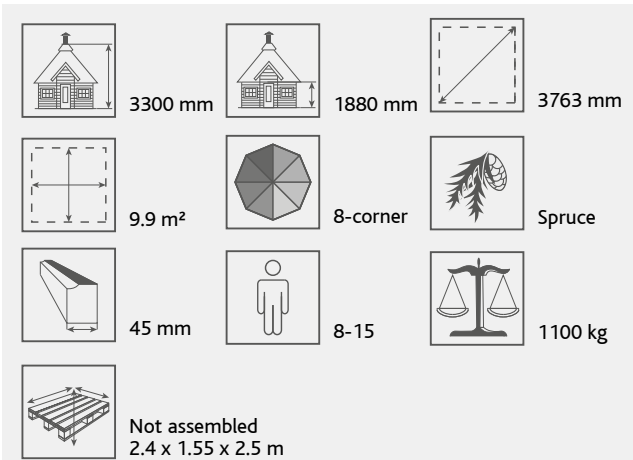


"Luxury" Grill and chimney KIT

Pavilions

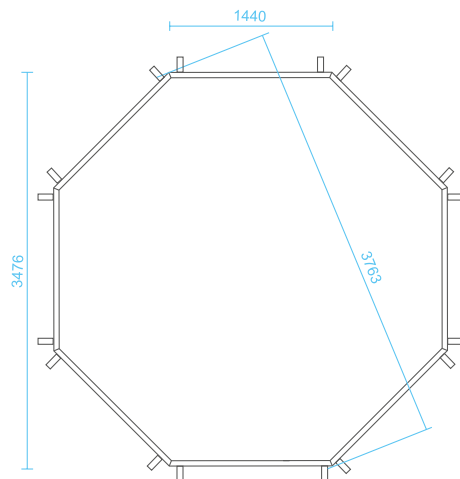
Gazebo (open pavilion) (m²)

9.9



Standard set:

- Walls:
3 pcs of closed walls;
4 pcs of open walls;
Entrance wall.
- Roof panels, covered with bitumen shingles of your selected color;
- Impregnated ground boards.



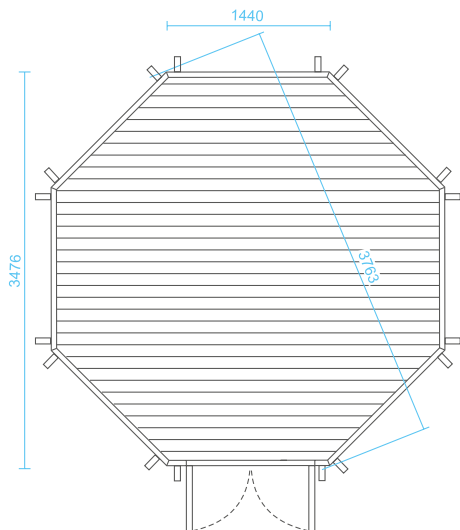
Pavilions

Pavilion (m²)

10



| | | | | | |
|--|-------------------|--|--------------------------------------|--|----------|
| | 3300 mm | | 2050 mm | | 3763 mm |
| | 10 m ² | | 7 | | 3 |
| | 1290 x 1405 mm | | 1290 x 1800 mm | | 8-corner |
| | Spruce | | 45 mm | | 8-15 |
| | 1400 kg | | Not assembled 2.4 x 1.55 x 2.65 m | | |



Standard set:

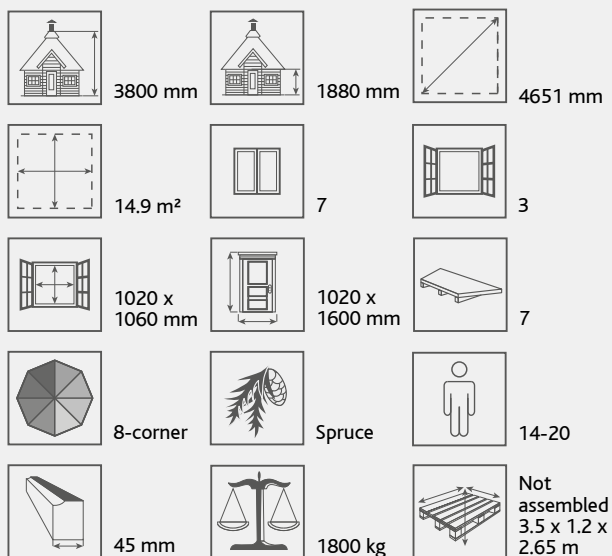
- Wall, roof panels;
- Solid floor boards;
- Roof covered with bitumen shingles of your selected color;
- Double glass windows;
- Double doors with a lock and windows;
- Ventilation in the roof.



Pavilions

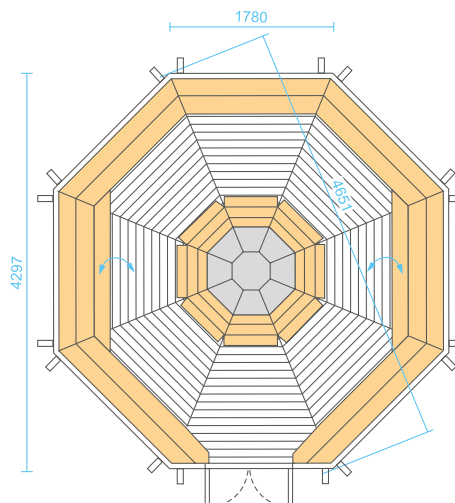
Pavilion (m²)

14.9



Standard set:

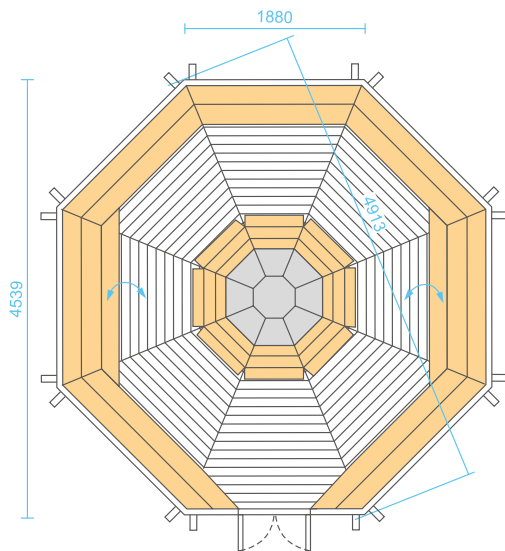
- Wall, roof, floor panels;
- Roof covered with bitumen shingles of your selected color;
- Inside grill with cooking platforms and tables around the grill;
- Adjustable chimney;
- Double glass windows;
- Double doors with a lock and windows;
- Inside benches (two additional folding benches).



Pavilions

Pavilion (m²)

16.5



| | | | | | |
|--|---------------------|--|----------------|--|-------------------------------------|
| | 3900 mm | | 1880 mm | | 4913 mm |
| | 16.5 m ² | | 7 | | 3 |
| | 1020 x 1060 mm | | 1020 x 1600 mm | | 7 |
| | 8-corner | | Spruce | | 45 mm |
| | 15-21 | | 1900 kg | | Not assembled 3.5 x 1.2 x 2.65 m |

Standard set:

- Wall, roof, floor panels;
- Roof covered with bitumen shingles of your selected color;
- Inside grill with the cooking platforms and a tables around the grill;
- Adjustable chimney;
- Double glass windows;
- Double doors with a lock and windows;
- Inside benches (two additional folding benches).



Accessories

Accessories for Grill cabins and Pavilions



Standard grill and chimney KIT

Standard grill has the cooking platforms, a table around it and an adjustable chimney. Both grill and chimney are made from stainless steel. All surfaces are painted using a powder coating, which withstand 200 °C (not direct flames). Total height of the chimney is 220 or 265 cm. Grill height till table is 70 cm.



“Viking” grill and chimney KIT

“Viking” grill has the cooking platforms, a table around it and an adjustable chimney. All surfaces are painted using a powder coating. The powderpaint is marked to withstand 550 °C (not direct flames). Total height of the chimney is 206 cm. Grill height till table is 62 cm.



“Luxury” grill and chimney KIT

Luxury grill has the cooking platforms, a table around it and an adjustable chimney. All surfaces are painted using a powder coating. The powderpaint is marked to withstand 400 °C (not direct flames). Total height of the chimney is 250 cm. Grill height till table is 75 cm.



Grill table safety fence 6-corners

Grill table safety fence for 6-corners grills. A solid steel fence provides better grill table protection from fire sparks. Suits only for standard grill.



Grill table safety fence 8-corners

Grill table safety fence for 8-corner grills. A solid steel fence provides better grill table protection from fire sparks. Suits only for standard grill.



Drawer

Drawer should be placed under the benches. Is suitable for all grill cabins and pavilions that have benches. Size of a drawer: 56 x 37 x 24 cm.



Grill cover

Grill cover is made from spruce. It covers grill so that you can use grill place as a table. Suits only for standard grill.



Reindeer hide

Natural reindeer hides. Country of origin - Finland. Size of the reindeer hide: 120-130 cm length.



Flower pot

Fits all grill cabins and garden pavilions. Flower pot should be placed under the windows. Size of the pot: 107 x 21 x 16 cm.



Table and benches set

1 m long table and benches set for Grill cabin 25 m².



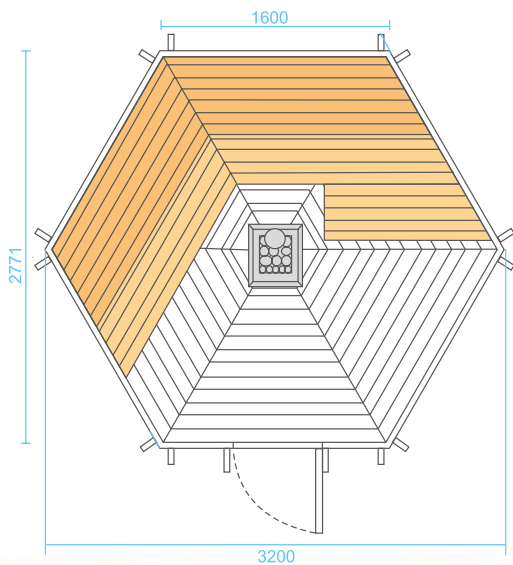
Shelf for 6- corners cabins
Shelf for 8- corners cabins

Corner shelves is a great place to keep your things. Size: 49 x 19 cm. Size: 74 x 30 cm.

Sauna cabins

Sauna cabin (m²)


7



| | | | | | |
|--|------------------|--|---------------|--|---|
| | 3500 mm | | 1415 mm | | 3200 mm |
| | 7 m ² | | 2 | | 2 |
| | 670 x 380 mm | | 780 x 1760 mm | | 4 |
| | 6-corner | | Spruce | | 45 mm |
| | 5-7 | | 1300 kg | | Not assembled 2.4 x 1.2 x 2.4 m; 2 x 1.2 x 2.5m |

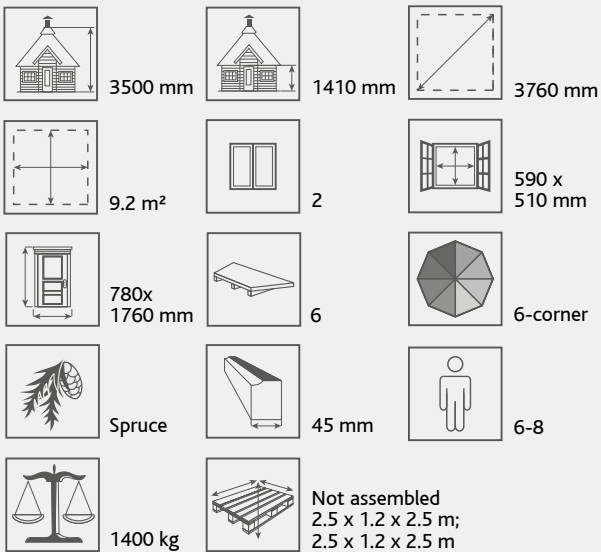
Standard set:

- Wall, floor, roof panels;
- Insulated roof panels;
- Roof covered with bitumen shingles of your selected color;
- Double glass windows;
- Doors with a lock and a window;
- Sauna benches;
- Heat-resistant plates for the heater;
- Safety fence for the heater.



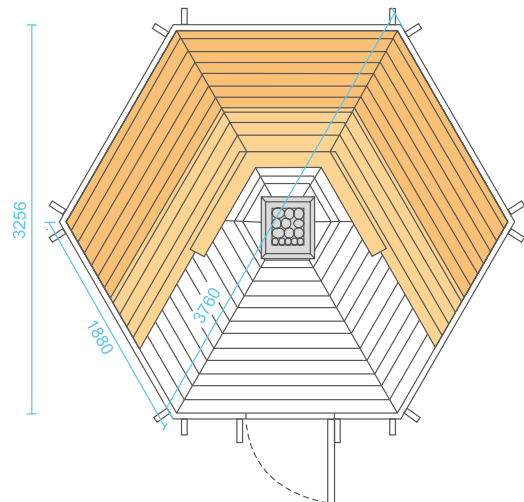
Sauna cabins

Sauna cabin (m²) 9.2



Standard set:

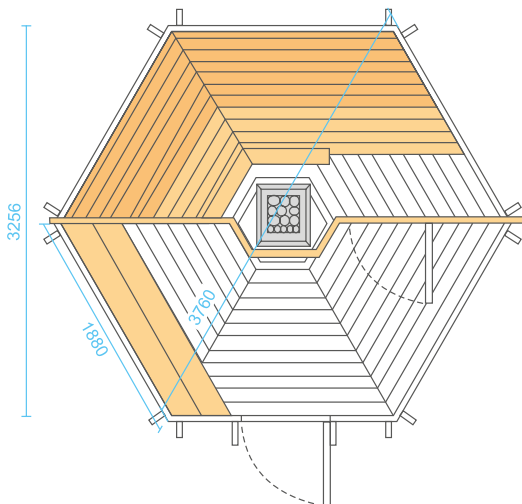
- Wall, floor, roof panels;
- Insulated roof panels;
- Roof covered with bitumen shingles of your selected color;
- Hexagon double glass windows;
- Doors with a lock and a hexagon window;
- Sauna benches;
- Heat-resistant plates for the heater;
- Safety fence for the heater.



Sauna cabins

Sauna cabin with a changing room (m²)

9.2



| | | |
|--------------------|--|--------------|
| 3500 mm | 1410 mm | 3760 |
| 9.2 m ² | 2 | 590 x 510 mm |
| 780x 1760 mm | 4+1 | 6-corner |
| Spruce | 45 mm | 5-7 |
| 1400 kg | Not assembled 2.5 x 1.2 x 2.5 m; 2.5 x 1.2 x 2.1 m | |

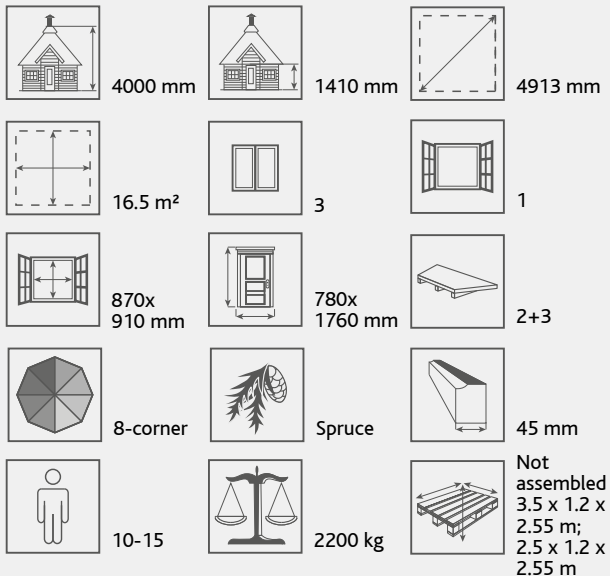
Standard set:

- Wall, floor, roof panels;
- Insulated roof panels over the sauna room;
- Roof covered with bitumen shingles of your selected color;
- Hexagon double glass windows;
- Doors with a lock and a hexagon window;
- Two rooms inside: a sauna room and a changing room;
- Inside glass doors between a sauna room and a changing room;
- Changing room bench;
- Sauna benches;
- Heat-resistant plates for the heater;
- Safety fence for the heater.



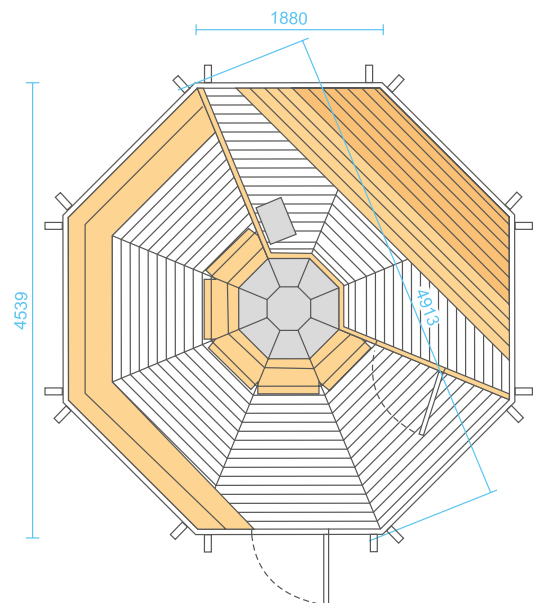
Sauna cabins

Sauna cabin (m²) 16.5



Standard set:

- Wall, floor, roof panels;
- Insulated roof panels over the sauna room;
- Roof covered with bitumen shingles of your selected color;
- Double glass windows and doors with a lock and a hexagon window;
- Inside glass doors between a sauna room and a changing room;
- Inside grill with the cooking platforms and a tables around the grill;
- Adjustable chimney;
- Changing room and sauna benches;
- Heat-resistant plates for the heater and grill.

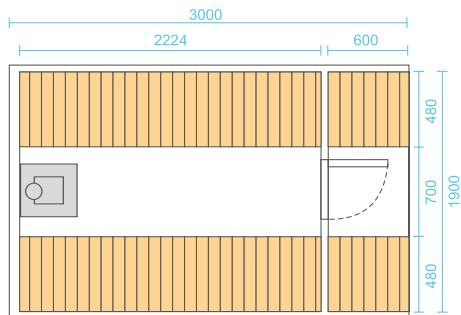
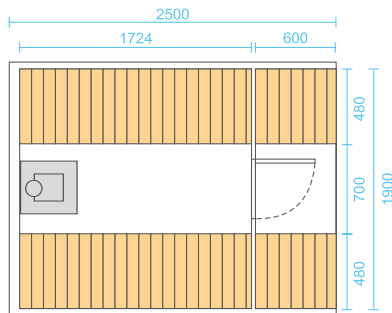


Sauna barrels

Sauna barrel (m)

2.5

3



| | | | | | |
|--|--|--|--------------------|--|---------------------------------------|
| | 1900 mm 2200 mm | | 2500 mm 3000 mm | | 600 mm |
| | 2 | | 220 x 660 mm | | 690 x 1600 mm; 690 x 1800 mm |
| | Spruce | | Thermo wood | | |
| | 38 mm | | 4-6 | | |
| | 500 - 800 kg | | | | |
| | Not assembled 2.5 x 1.2 x 1.3 m or 3 x 1.2 x 1.3 m Assembled 2.56 x 2.03 x 2.09 m; 3.06 x 2.03 x 2.09 m; 3.06 x 2.32 x 2.4 m | | | | |

Standard set:

- Sauna barrel with or without a terrace;
- Roof covered with bitumen shingles of your selected color;
- Stainless steel tightening bands;
- Tempered glass windows in the back wall (brown);
- Doors with a lock and a tempered glass window;
- Sauna benches;
- Heat-resistant plates for the heater.

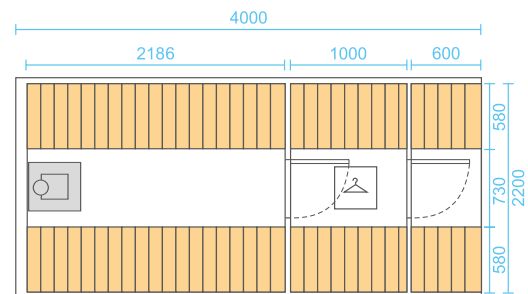
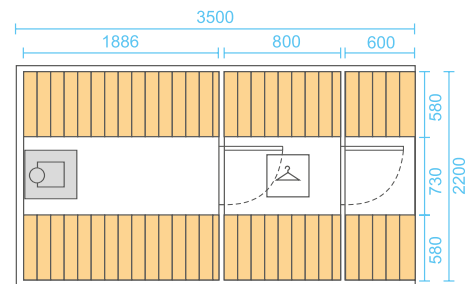
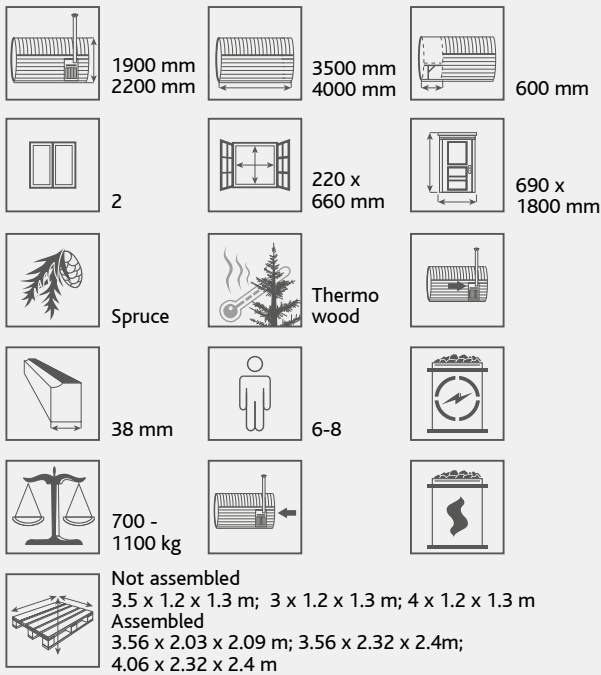


Sauna barrels

Sauna barrel with a changing room (m)

3.5

4



Standard set:

- Sauna barrel with or without a terrace;
- Roof covered with bitumen shingles of your selected color;
- Stainless steel tightening bands;
- Tempered glass windows in the back wall (brown) and doors with a lock and a tempered glass window;
- Sauna and changing room benches;
- Glass doors between sauna and changing room;
- Heat-resistant plates for the heater.



Sauna barrels

Available windows



For all sauna barrels:
Standard 2 windows,
back wall



For 1.9 m diameter sauna
barrels:
Custom big window, back wall



For 2.2 m diameter sauna
barrels:
Custom big window, back wall



For all sauna barrels:
Custom glass back wall



For all sauna barrels:
2 windows, front wall

Front doors



Standard wooden
front door



Custom wooden front
door with a large window



Custom glass front
door

Roof



Black bitumen
shingles



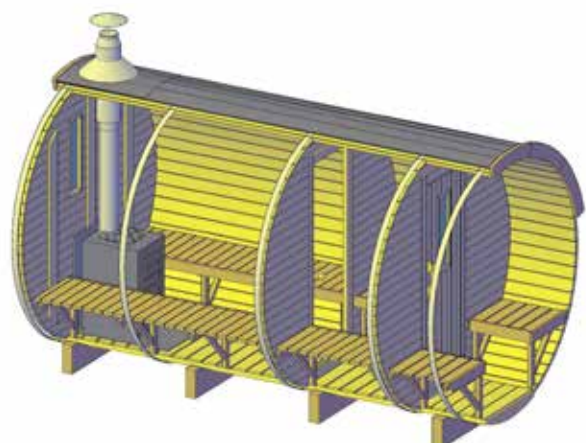
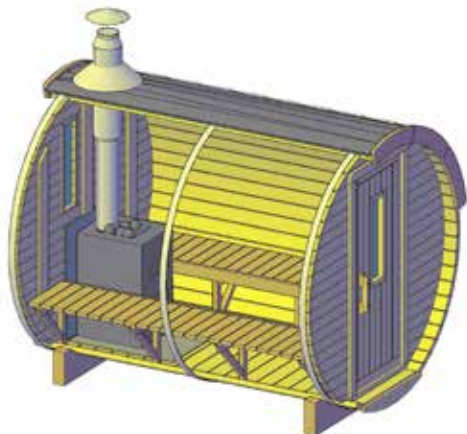
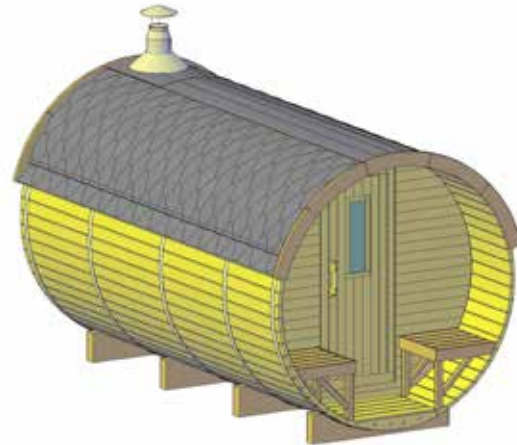
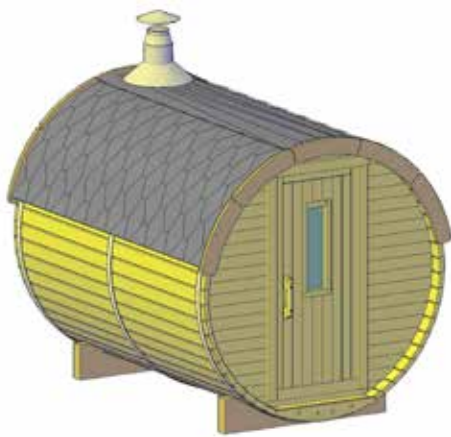
Green bitumen
shingles
















































Red bitumen
shingles



Wooden
shingles



Heaters for saunas

| | | |
|---|----------------------|--|
|  | Harvia Ässä |      |
|  | Harvia Vega BC80 |      |
| | Harvia Vega BC90 |  |
|  | Harvia Club 13.5 |      |
|  | Harvia M3 |      |
|  | Harvia Pro 20 |      |
|  | Harvia M3 SL |      |
|  | Harvia SL20 |      |
|  | Standard chimney KIT | A Standard chimney KIT is made from stainless steel. This Standard chimney can withstand 450 degrees gas. It's outer diameters is 20 cm, and inner diameter is 11.5 cm. |
|  | „Luxury“ chimney KIT | A Luxury chimney KIT is CE marked (under 1856-1 EN European Standardization Certificate). It is made from shiny stainless steel. It either use AISI 316 and/or AISI 304 as standards and insulation. This Luxury chimney can withstand 600 degrees gas. Its outer diameters is 17 cm, and inner diameter is 11.5 cm. |

Accessories for saunas



22 liters water tank for wood burning heaters

The water tank (22 l) is mounted directly above the heater. The water heats up quickly because the pipe going through the tank functions as a wall of the water tank.



Head rest

The elegantly designed head rest is a beautiful touch for your sauna. As well it is a comfortable accessory.



Back rest

Back rest helps to sit more comfortably in the sauna. It's made from alder or aspen wood.



Thermometer-hydrometer

Thermometer - hydrometer helps you to keep an eye on both the sauna temperature and air humidity.



Wooden bucket for the water (with plastic, 4 liters)

Our wooden buckets are of high-quality. The plastic inner part prolongs a life of the product and makes the cleaning easy.



Wooden ladle

Wooden ladle is great for sprinkling water on the stones to create a sauna steam.



Sauna light

Protection level IP44. Bulb E14 (max. 40 W) is not included in the delivery.



Sauna light cover

Beautiful wooden sauna light cover of size 24.5 x 38 cm.



Clothes hanger

An excellent solution for hanging towels in the changing room. It is made from durable wood and is wall-mounted.



Safety fence for wood burning heaters

Safety fence is made from aspen or alder wood. It's made to keep a proper safe distance from hot wood burning heaters.



Safety fence for electric heaters

Safety fence is made from aspen or alder wood. It's to keep a proper safe distance from hot electric heaters.



Sauna hats

100 % wool sauna hats with a place for your picture or phrase.

Hot tubs

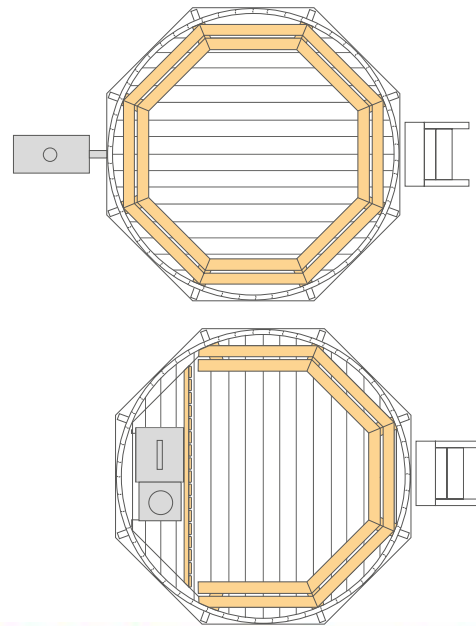
Hot tubs

Wooden

| | | | | | |
|--|--|--|----------------------------|--|-------------------------|
| | 1045 mm | | 2390 mm | | 1.5 m 1.9 m 2.2 m |
| | Round | | 1600 l 2550 l 3420 l | | 38 mm |
| | Spruce | | Thermo wood | | 5 or 8 |
| | 5-10 | | 170 - 300 kg | | |
| | Not assembled 1.2 x 2 x 0.6 m; 1.2 x 2.2 x 0.6 m Assembled 1.7 x 1.2 x 1.9 m; 2.1 x 1.2 x 2.2 m; 2.3 x 1.2 x 2.4 m | | | | |

Standard set:

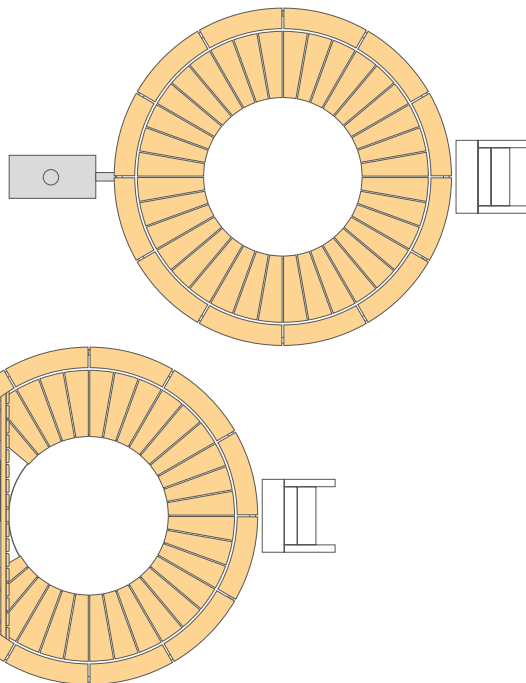
- Wooden hot tub;
- Stainless steel tightening bands;
- Stainless steel heater with a chimney (internal or external);
- Wooden inside benches;
- Safety fence for the hot tubs with the internal heaters;
- Outlet valve for water;
- Stairs.



Hot tubs

Hot tubs

Polypropylene



| | | | | | |
|--|-------------|--|----------------------------|--|---|
| | 1045 mm | | 2390 mm | | 1.5 m 1.9 m 2.2 m |
| | Round | | 1600 l 2550 l 3420 l | | 12 + 5 mm |
| | Spruce | | Thermo wood | | 200 - 250 kg |
| | 5 or 8 5 | | 5-10 | | Assembled 1.6 x 1.2 x 1.8 m 2.0 x 1.2 x 2.1 m 2.3 x 1.2 x 2.4 m |

Standard set:

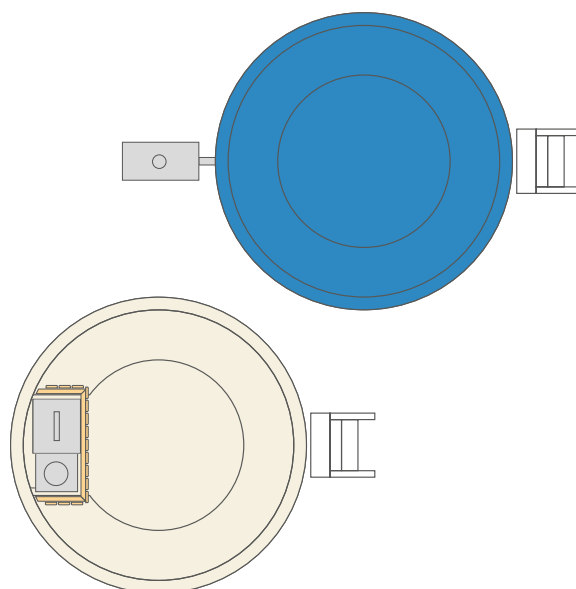
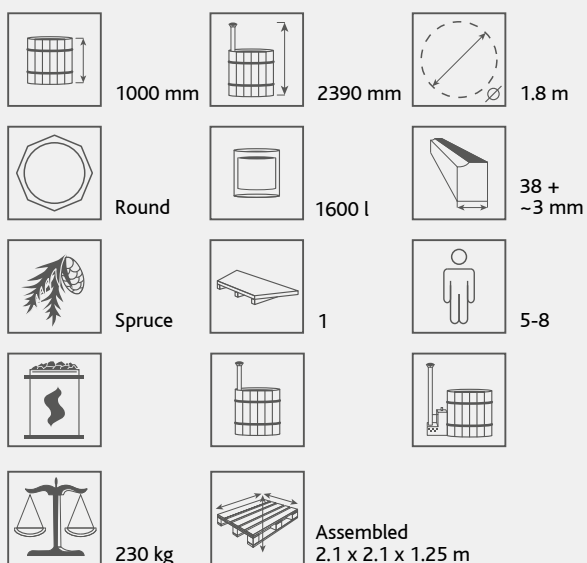
- Wooden hot tub with inside polypropylene frame;
- Stainless steel tightening bands;
- Stainless steel heater with a chimney (internal or external);
- Wooden inside benches;
- Safety fence for the hot tubs with the internal heaters;
- Outlet valve for water;
- Stairs.



Hot tubs


Hot tubs

Fiberglass



Standard set:

- Fiberglass frame hot tub with wooden finishing from the outside;
- Stainless steel heater with a chimney (internal or external);
- Fiberglass inside benches;
- Safety fence for the hot tubs with the internal heaters;
- Outlet valve for water;
- Stairs.

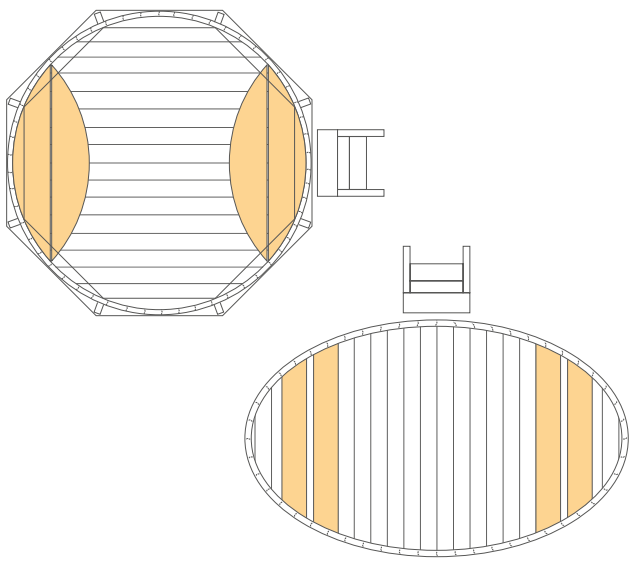


Cold tubs

Cold tubs

Oval

Round



| | | | | | |
|--|------------------|--|--|--|------------------|
| | 1000 mm | | Round | | 1.2 m |
| | 1000 mm | | Oval | | 1500x850 mm |
| | 1600 l 2550 l | | 38 mm | | Spruce |
| | Thermo wood | | 2 | | 150 kg 115 kg |
| | 1-2 | | Not assembled 1.1 x 1.4 x 0.6 m; 1.1 x 1.6 x 0.6 m Assembled 1.4 x 1.4 x 1.25 m; 1.1 x 1.6 x 0.95 m | | |

Standard set:

- Wooden cold tub;
- Stainless steel tightening bands;
- Wooden benches inside;
- Outlet valve for water;
- Stairs.



Accessories

Accessories for hot tubs



Stairs "2 steps" for hot tubs

Wooden stairs made from spruce. Height – 55 cm; width – 55 cm.



Stairs "3 steps" for hot tubs

Wooden stairs made from spruce. Height – 65 cm; width – 50 cm.



Bottle holder

Bottle holder made from spruce for 5 bottles.



Led Light

LED waterproof light with an automatic color change. The light is powered with 4 x AAA batteries (not included). Size: 11 x 4.5 cm.



Tent cover

Tent cover for the hot and cold tubs helps to keep the water clean for a longer time.



Wooden cover

Wooden cover for a tubs helps to keep the water clean for a longer time. 1.5 m diameter cover consists of 2 parts; 1.9 m and 2.2 m diameter covers consist of 3 parts; cold tubs cover - of 1 part.



Fiber glass cover for Ø 1.8 m fiber glass hot tub

Fiber glass cover for Ø 1.8 m fiber glass hot tub. Fiber glass cover designed for a fiber glass hot tub helps to keep the water clean for a longer time. Available colors: cream (RAL9001) and blue (RAL5012).



Wooden safety fence for a hot tub chimney

Safety fence is made from spruce wood. It makes a proper distance from hot wood burning heater chimney.



Inside heater

A stainless steel (430) heater which has five culverts for the water circulation. Two chimney tubes and a roof. Power is 12-14 KW. Standard heater is suitable for 1.5 m and 1.9 m diameter hot tubs. Large heater is suitable for 2.2 m diameter hot tubs.



Standard external wood burning heater

External wood burning heater. Power is 16 KW. An external heater will help you to save a space in the tub for at least two persons.



External wood burning hot tub heater with a glass.

Very powerful external wood burning heater for a hot tub. Power is 18 KW. Heater has the glass in the door, so it looks like a small fireplace. Partition before a chimney increases heater's performance.



Metal safety fence for a hot tub chimney

Safety fence is made from stainless steel. It makes a proper distance from hot wood burning heater chimney.



Paddle made from spruce

A paddle to stir water. Length of the handle – 177 cm, width – 5 cm; width of the shoulder – 14 cm; thickness – 2.5 cm.



Scoop and poker

A scoop and a poker with the wooden handles for the cleaning and maintenance of the hot tub heater. It's 82 cm length.












Other products

Camping pods (m)

4

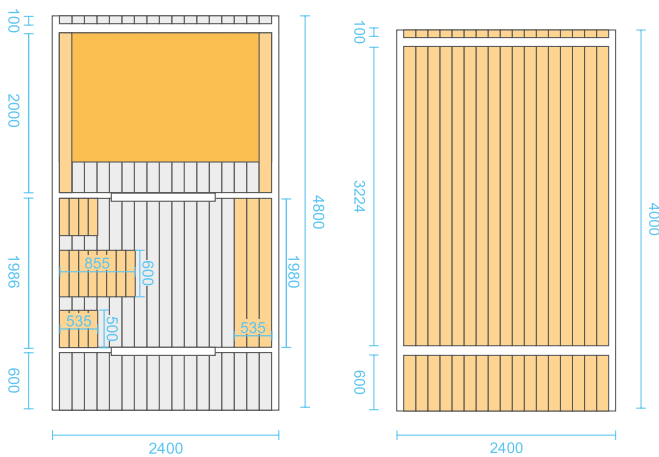
4.8



| | | | | | |
|---|---|---|---|---|--------------------|
|  | 2600 mm |  | 7.5m ² 9.3 m ² |  | 600 mm |
|  | 1 |  | 715 x 675 mm |  | 1040 x 1920 mm |
|  | Spruce |  | 38 mm |  | 2-4 |
|  | Not assembled 4 x 0.8 x 2.5 m Assembled 4 x 2.4 x 2.6 m; 5 x 2.4 x 2.6 m |  | | | 1300 kg 1600 kg |

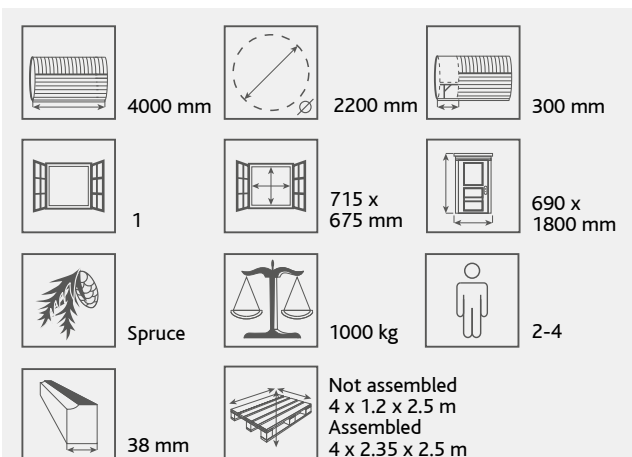
Standard set:

- Pod made from spruce;
- Roof covered with bitumen shingles of your selected color;
- Opening window in the back wall;
- Double doors with a lock and the double glass windows;
- Camping Pod 4 m has one large room inside;
- Camping Pod 4.8 m has two rooms inside: Sitting room with 2 wooden poufs, a table and a bench; Sleeping room with double wooden bed, which can be transformed into a sofa.



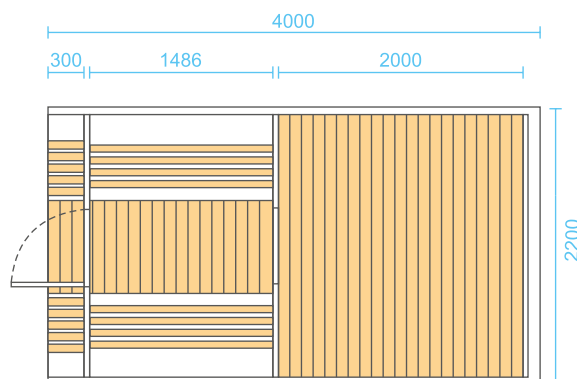
Other products

Barrel for sleeping



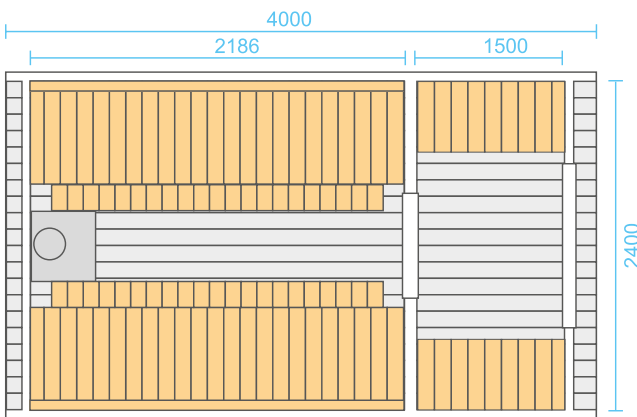
Standard set:

- Barrel made from spruce;
- Roof covered with bitumen shingles of your selected color;
- Stainless steel tightening bands;
- Opening window in the back wall;
- Doors with a lock and a hexagon window;
- Two rooms inside: a sleeping room and a sitting room;
- Sitting room with a sliding table, two benches and back rests which can be transformed to additional bed;
- Sleeping room with a sleeping space: 2 x 2 m;
- Small benches at the entrance.



Other products

Sauna pod



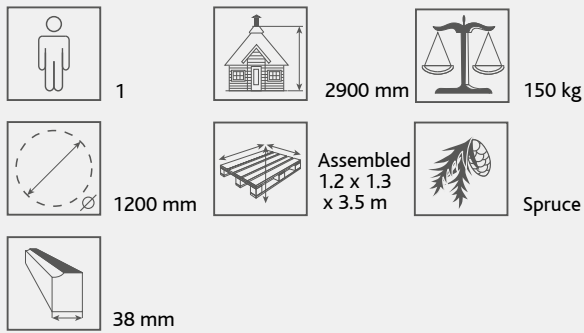
| | | | | | |
|--|--|--|--------------------|--|---------|
| | 2640 mm | | 9.6 m ² | | 2 |
| | 220 x 660 mm | | 1020 x 1900 mm | | Spruce |
| | 38 mm | | 2-4 | | 1700 kg |
| | Not assembled 4 x 1.2 x 2.5 m Assembled 4 x 2.4 x 2.6 m | | | | |

Standard set:

- Pod made from spruce;
- Roof covered with bitumen shingles of your selected color;
- Two rooms inside: a sauna room and a changing room;
- Tempered glass windows in the back wall;
- Double doors with a lock and the double glass windows;
- Inside glass doors between a sauna room and a changing room;
- Sauna benches;
- Changing room benches;
- Heat-resistant plates for the heater.



Other products



Standard set:

- Shower made from a spruce wood;
- Roof covered with black bitumen shingles of your selected color;
- Wooden doors.



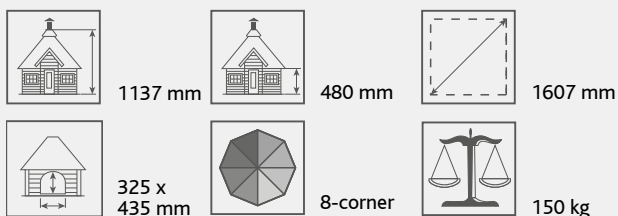
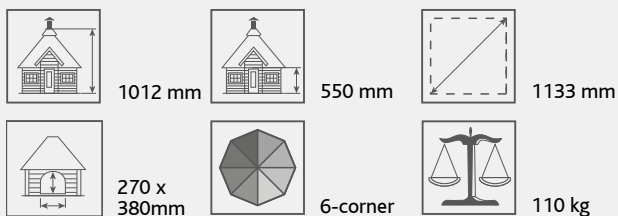
Shower



Doghouses (m²)

0.6

1.12



Standard set:

- Doghouse made from spruce wood;
- Floor and wall panels made from a spruce wood;
- Roof covered with bitumen shingles of your selected color.

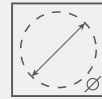
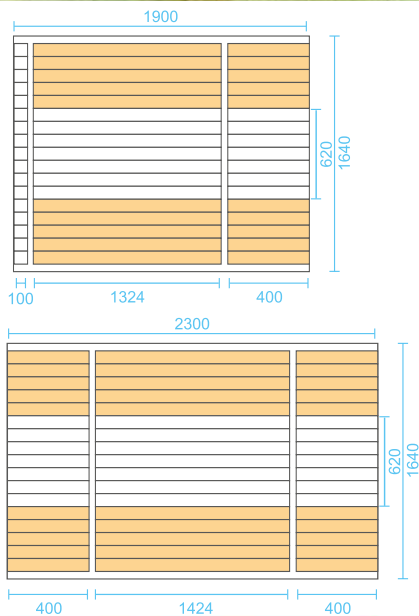


Other products

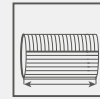
Playground Barrels

1.9

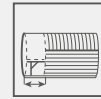
2.3



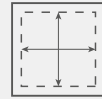
1.6 m



1.9 m or
2.3 m



400 mm



2.54 m³
2.7 m³



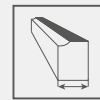
Spruce



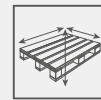
400 kg



4-6



38 mm



Not
assembled
1.1 x 1.2
x 1.9 m;
1.1 x 1.2 x
2.3 m
Assembled
2 x 1.8 x
1.8 m; 2.4
x 1.8 x 1.8








Standard set:

- Barrel made from spruce;
- Roof covered with bitumen shingles of your selected color;
- Opening window in the back wall;
- Inside benches;
- 37 cm long benches at the entrance.



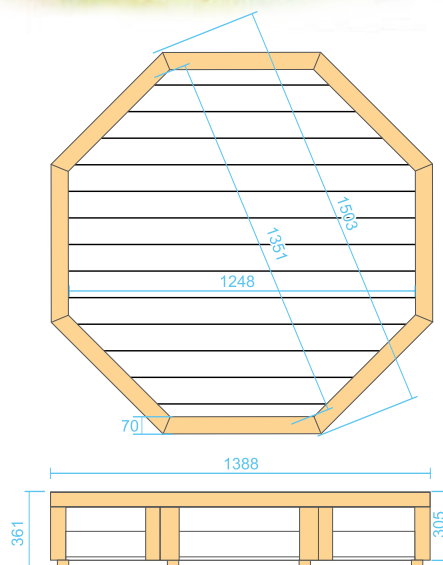
Other products

Sandbox

| | | | | | |
|---|---|---|--------|---|----------|
|  | 1351 mm |  | Spruce |  | 60 kg |
|  | 2-4 |  | 45 mm |  | 8-corner |
|  | Not assembled 1.4 x 0.35 x 0.4 Assembled 1.4 x 0.6 x 1.6 | | | | |

Standard set:

- Sandbox made from spruce;
- Solid floor.



Viking Industrier UAB

Misko 25, LT-85302 Venta, Lithuania
Tel.: +370 425 40030
Fax: +370 425 40031
E-mail: info@vikingindustrier.com
www.vikingindustrier.com